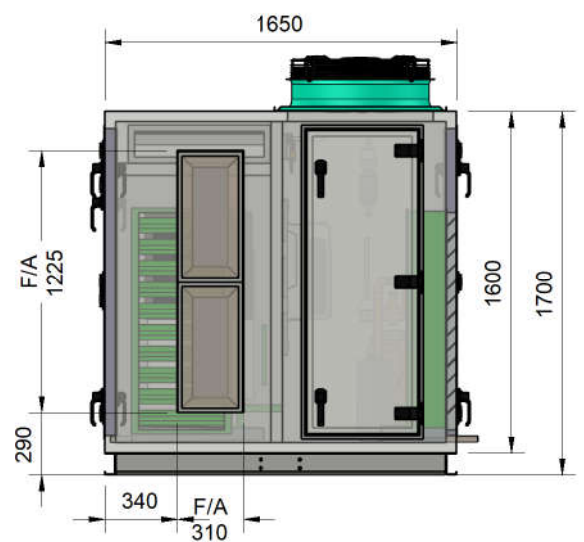
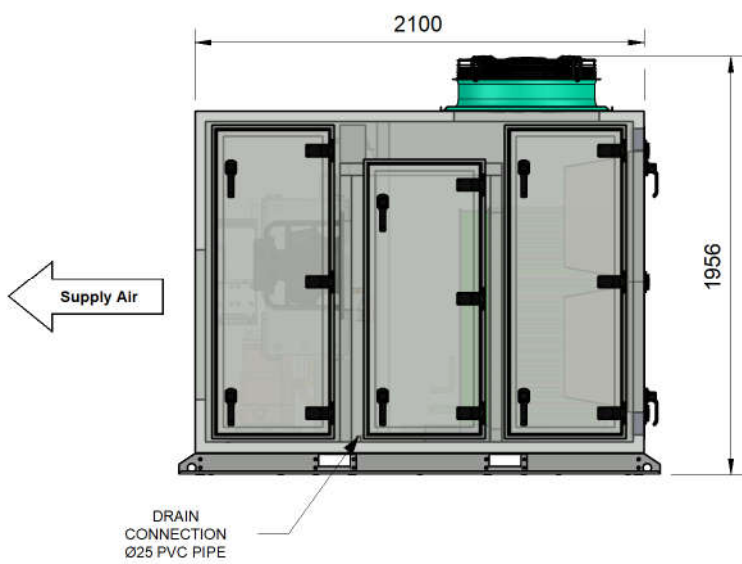
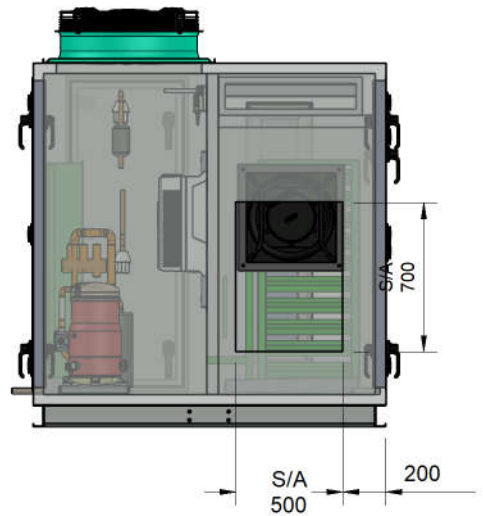

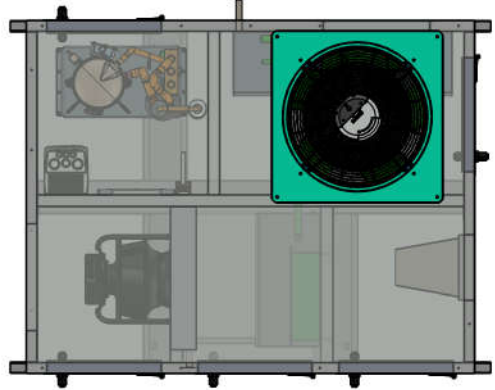


© Copyright: No part of this drawing or design shall be reproduced without authority or consent from Company. All references herein are deemed confidential

DRAIN CONNECTION  
Ø25 PVC PIPE



Notes:  
 - All Panels are 50mm Colorbond Panel Casing  
 - Minimum 1200mm Clearance Required from Access Panel

E ⊕	A3	General Tolerances acc to : ISO 2768-1 medium	Standard Drawing		
	Scale		Drawn TR	Checked In Design	Dat. 14/06/2022 2:10 PM
		Title <b>OAP900-13P3</b>	Sheet 1 of 1	Rev. A	S/N.