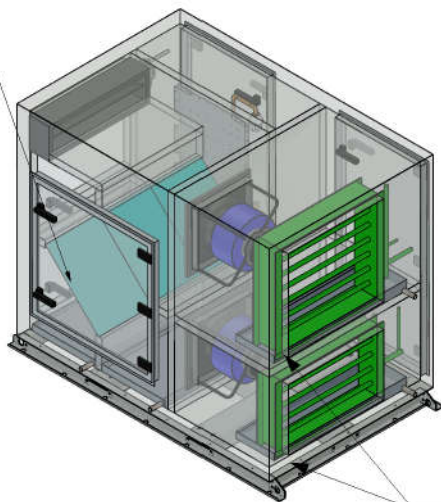


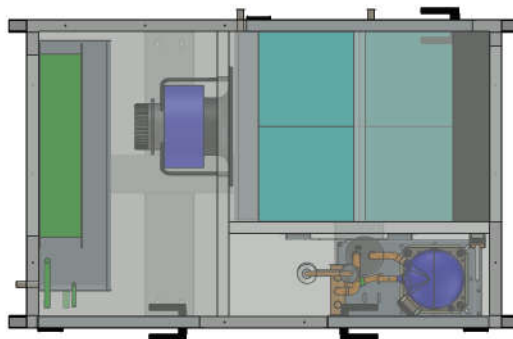
A  
B  
C  
D  
E  
F

1 2 3 4 5 6 7 8

FAN & MEDIA ACCESS  
PANEL



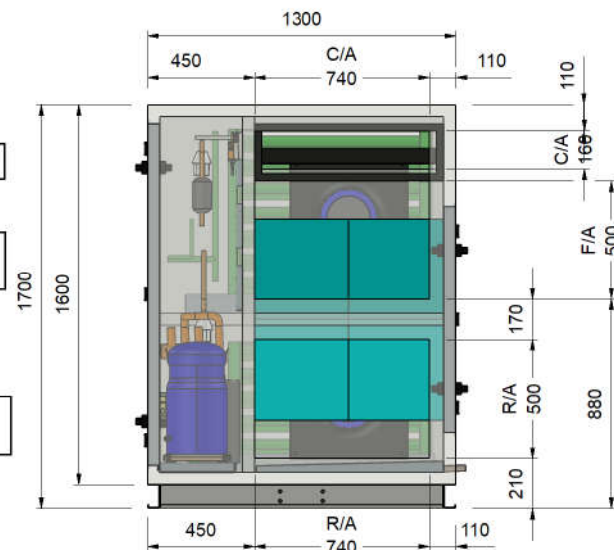
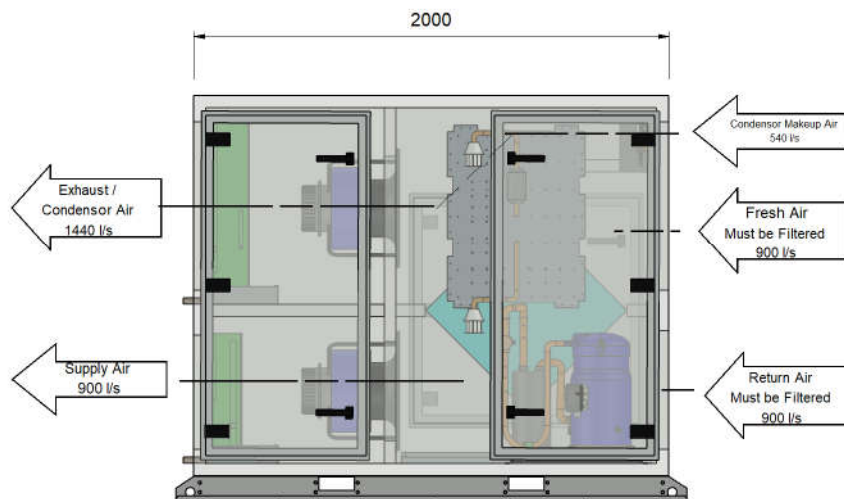
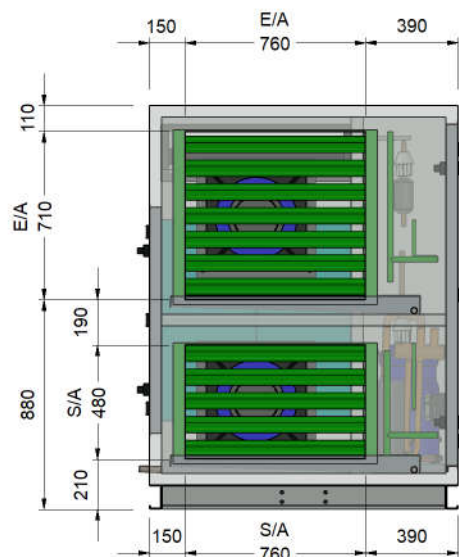
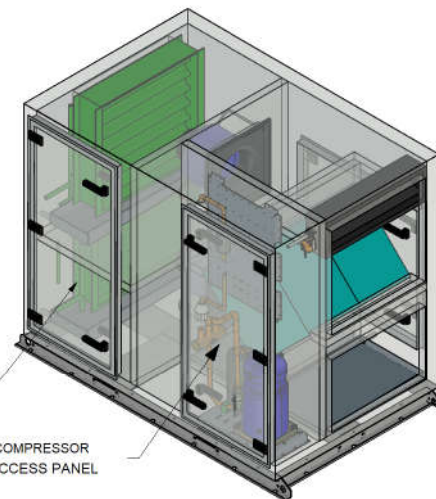
DRAIN  
CONNECTION  
Ø25mm PVC



PLAN VIEW

COIL ACCESS PANEL

COMPRESSOR  
ACCESS PANEL



Notes: FA & RA SPIGOT VIEW  
- All Panels are 50mm Colorbond Panel Casing  
- Minimum 1200mm Clearance Required from Access Panel

If this drawing meets your requirement in both design and performance please sign and fax to Armcor Air Solutions

Approved \_\_\_\_\_

Date \_\_\_\_\_

E	A3	General Tolerances acc to :	STANDARD DRAWING			
	Scale		ISO 2768-1 medium	Drawn SG	Checked	Dat. 9/08/2021 10:12 AM
			Title  XES900P3		Sheet 1 of 1	Rev. A
					S/N,	