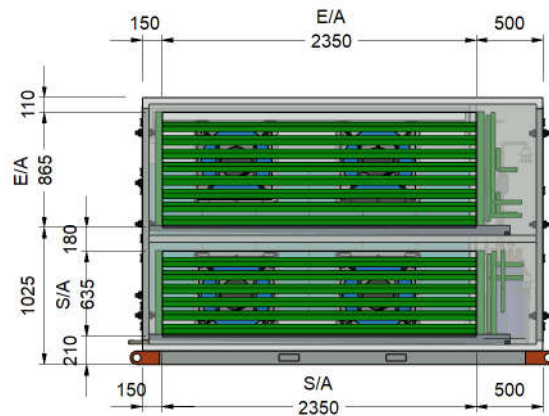
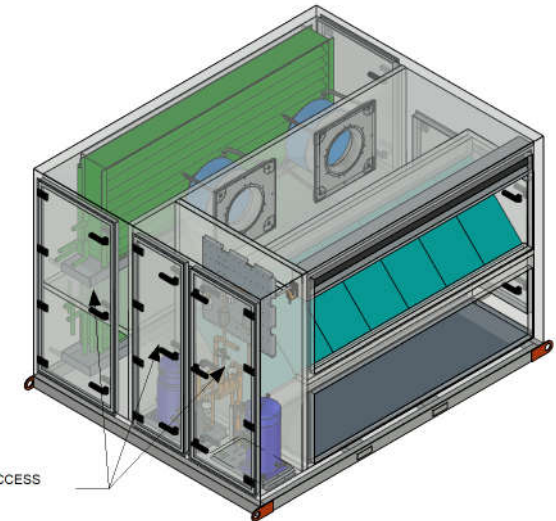


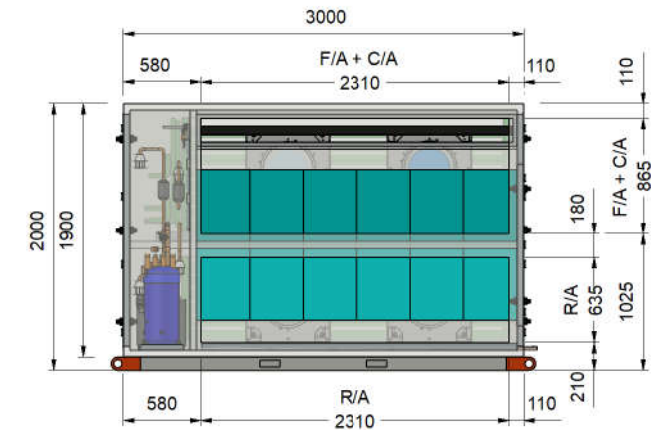
PLAN VIEW



EA & SA SPIGOT VIEW



ELEVATION VIEW - COMPRESSOR ACCESS PANEL SIDE



FA & RA SPIGOT VIEW

- Notes:
- All Panels are 50mm Colorbond Panel Casing
 - Minimum 1200mm Clearance Required from Access Panel

If this drawing meets your requirement in both design and performance please sign and email to Armcor Air Solutions

Approved _____

Date _____

| | | | | | | |
|---|-------|--|------------------------|---------|----------------------------|-----------|
| <div>E</div> <div></div> | A3 | General Tolerances acc to : ISO 2768-1 medium | STANDARD DRAWING | | | |
| | Scale | | Drawn SG | Checked | Dat. 9/08/2021 10:35 AM | |
| <div></div> | | | Title XES3500P3 | | Sheet 1 of 1 | Rev. A |
| | | | | | S/N. | |