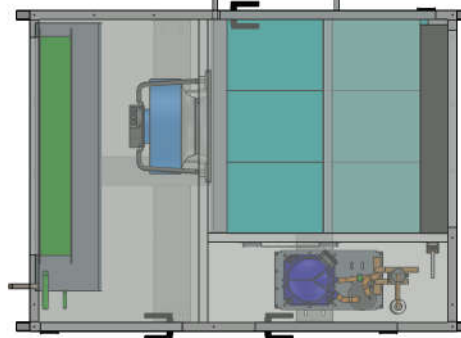
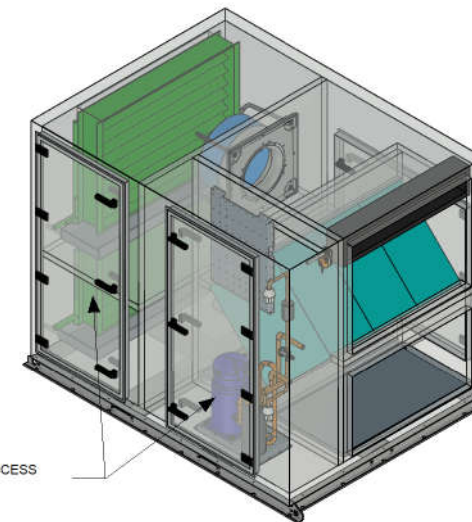


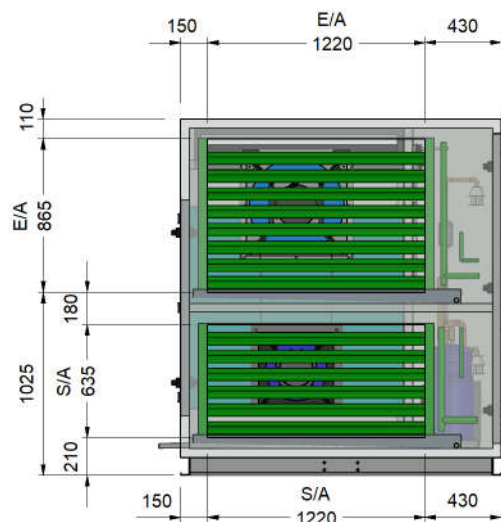
DRAIN CONNECTION
Ø25mm PVC



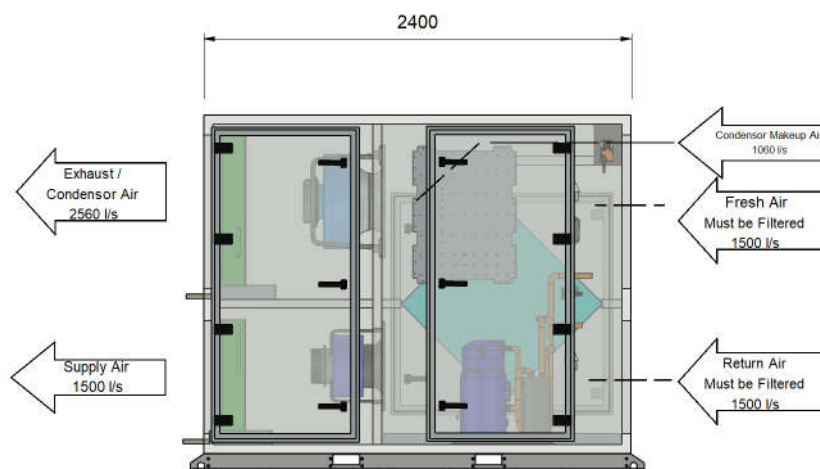
PLAN VIEW



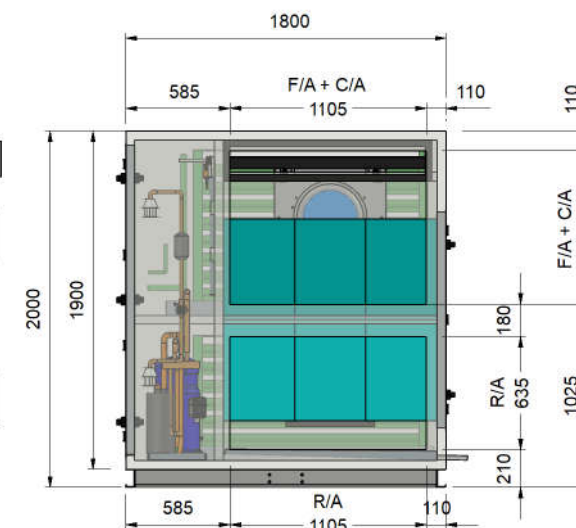
COMPRESSOR & COIL ACCESS
PANELS ON THIS SIDE



EA & SA SPIGOT VIEW



ELEVATION VIEW - ACCESS PANELS SIDE



FA & RA SPIGOT VIEW

- Notes:**
- All Panels are 50mm Colorbond Panel Casing
 - Minimum 1200mm Clearance Required from Access Panel

If this drawing meets your requirement in both design and performance please sign and email to Armcor Air Solutions

Approved _____

Date _____

<div>E</div> <div></div>	A3	General Tolerances acc to : ISO 2768-1 medium	STANDARD DRAWING			
	Scale		Drawn SG	Checked	Dat. 9/08/2021 10:17 AM	
<div></div>			Title XES1500P3		Sheet 1 of 1	Rev. A
					S/N.	