



XEM6000P3 TECHNICAL DATA

TECHNICAL SPECIFICATIONS

NOMINAL AIRFLOW

Supply Air (l/sec)	6000
Exhaust Air (l/sec)	6000
Return Air (l/sec)	6000
Fresh Air (l/sec)	6000

SUPPLY FAN

Fan Type	EC Plug
Fan Motor	EC Motor
Motor Power (Watts)	2825
External Static (Pa)	250
Fan Diameter	450
Number of Fans	3

EXHAUST FAN

Fan Type	EC Plug
Fan Motor	EC Motor
Motor Power (Watts)	2825
External Static (Pa)	250
Fan Diameter	450
Number of Fans	3

ELECTRICAL

Supply Fan FLA (A)	12.9 - 12.9 - 12.9
Exhaust Fan FLA (A)	12.9 - 12.9 - 12.9
Nominal Run Current	25.8 - 25.8 - 25.8
Volt/Phase	415V/3ph
Switchboard	Yes
Circuit Breakers	Yes

CONTROLS

0-10V DC (Fan Control)	Included
24V AC Fan Enable Relay	Included
Fan Fault Signal 24V Output	Included
Fan Control Status	Available

HEAT EXCHANGER

*RATED AT STANDARD CONDITIONS OF
35.5° db/24.0° wb

Enthalpy Media	Standard
Sensible Media	Available
Module Size (mm)	800 x 800 x 400D
Number of Modules	8
Face Velocity (m/sec)	2.1
Pressure Drop (Pa)	225.6
Kw Recovered (Cooling)*	114.4
Kw Recovered (Heating)*	118.7

CABINET CONSTRUCTION

Casing	50mm Panel
Finish	Surfmist Colorbond
Insulation Value	R2.0
Side Access Panels	Included

OPTIONS

Chilled Water/ Hot Water Coil	Available (Model XEC6000)
Economy Cycle	Available
Return Air Bypass	Available
Air Filters	Available

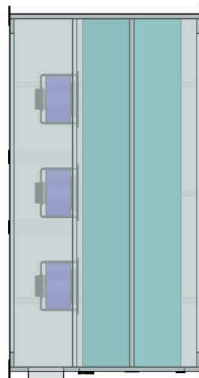
XCHANGE ERV

EXTERNAL MOUNT

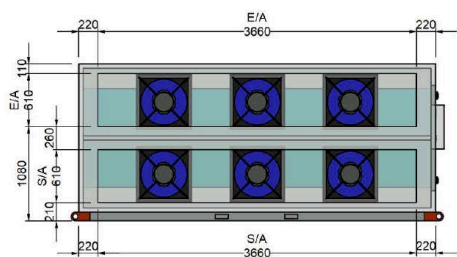
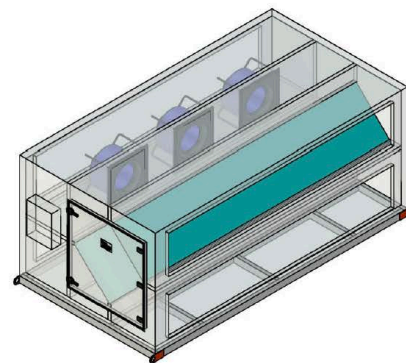
XEM6000P3 TECHNICAL DATA



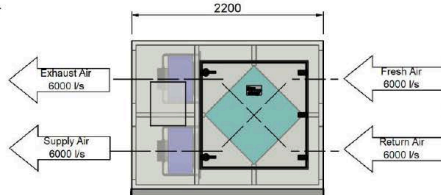
TECHNICAL DRAWINGS - XEM6000P3



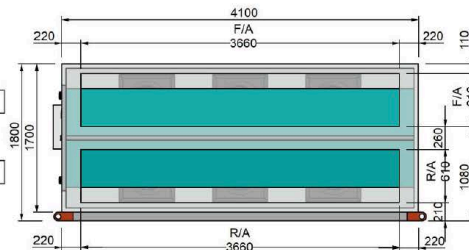
PLAN VIEW



E/A & S/A SPIGOTS



ELEVATION VIEW - ACCESS PANEL SIDE



F/A & R/A SPIGOTS

DIMENSIONS

Height (mm)	1800
Width (mm)	4100
Length (mm)	2200
Weight (Kg)	1465
Front Clearance (mm)	1200 (Fan & Media Access)
Rear Clearance (mm)	900 (Electrical Controls)

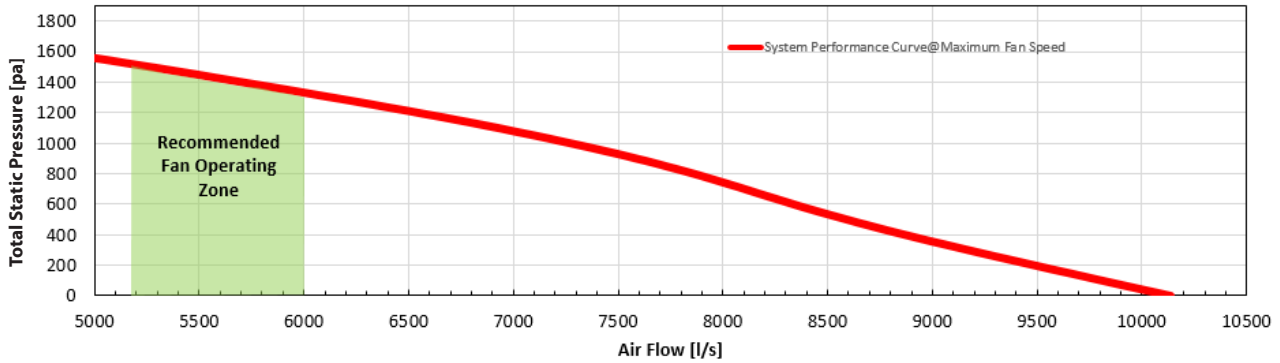
DUCT SIZES

Exhaust Air (mm)	3660 x 610
Return Air (mm)	3660 x 610
Supply Air (mm)	3660 x 610
Fresh Air (mm)	3660 x 610



XEM6000P3 TECHNICAL DATA

FAN PERFORMANCE DATA

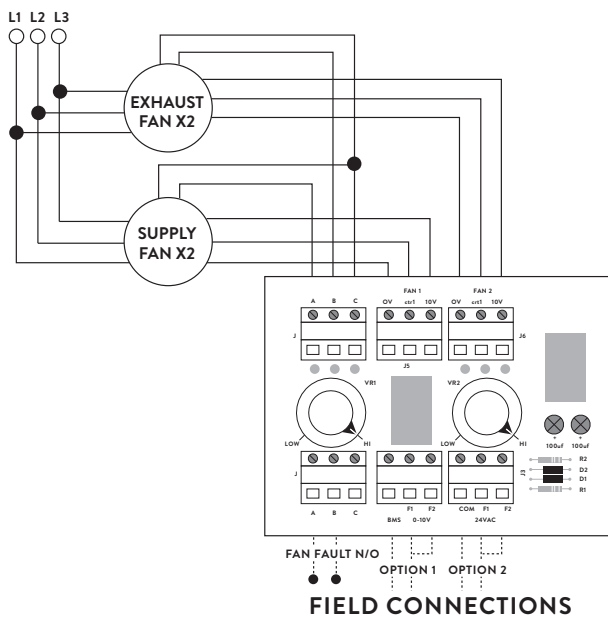


SOUND POWER LEVELS*

INLET RATING dB		OUTLET RATING dB	
63 Hz	64	63 Hz	68.7
125 Hz	77.6	125 Hz	80.1
250 Hz	77.8	250 Hz	77.9
500 Hz	72.9	500 Hz	79.6
1K Hz	74.7	1K Hz	88.2
2K Hz	74.9	2K Hz	80.1
4K Hz	86	4K Hz	86.7
8K Hz	69.7	8K Hz	73.5
LwA	87.7	LwA	91.6

* Sound Power Levels @ 550 Pa Total Static Pressure and 6000 l/s Total Air Volume.

WIRING DIAGRAM



OPTION 1

0-10V DC CONTROL VIA CONNECTION TO BMS

OPTION 2

24V AC ENABLE REGULATE FAN SPEED VIA POTS

Do not turn main power on/off to enable/disable the unit operation. This must be done through the control circuit.

Designed and manufactured in Australia

Armcor Air Solutions

109-111 Northcorp Blvd, Broadmeadows 3047

P 1800 244 556 E sales@armcor.com.au

www.armcor.com.au

