



## XEM5000P3 TECHNICAL DATA

### TECHNICAL SPECIFICATIONS

#### NOMINAL AIRFLOW

Supply Air (l/sec)	5000
Exhaust Air (l/sec)	5000
Return Air (l/sec)	5000
Fresh Air (l/sec)	5000

#### SUPPLY FAN

Fan Type	EC Plug
Fan Motor	EC Motor
Motor Power (Watts)	2825
External Static (Pa)	250
Fan Diameter	450
Number of Fans	2

#### EXHAUST FAN

Fan Type	EC Plug
Fan Motor	EC Motor
Motor Power (Watts)	2825
External Static (Pa)	250
Fan Diameter	450
Number of Fans	2

#### ELECTRICAL

Supply Fan FLA (A)	8.6 - 8.6 - 8.6
Exhaust Fan FLA (A)	8.6 - 8.6 - 8.6
Nominal Run Current	17.2 - 17.2 17.2
Volt/Phase	415V/3ph
Switchboard	Yes
Circuit Breakers	Yes

#### CONTROLS

0-10V DC (Fan Control)	Included
24V AC Fan Enable Relay	Included
Fan Fault Signal 24V Output	Included
Fan Control Status	Available

#### HEAT EXCHANGER

\*RATED AT STANDARD CONDITIONS OF  
35.5° db/24.0° wb

Enthalpy Media	Standard
Sensible Media	Available
Module Size (mm)	800 x 800 x 400D
Number of Modules	8
Face Velocity (m/sec)	2.2
Pressure Drop (Pa)	236.5
Kw Recovered (Cooling)*	94.7
Kw Recovered (Heating)*	98.3

#### CABINET CONSTRUCTION

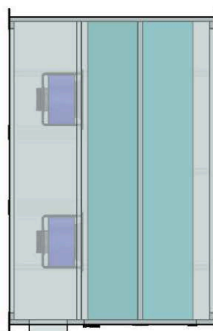
Casing	50mm Panel
Finish	Surfmist Colorbond
Insulation Value	R2.0
Side Access Panels	Included

#### OPTIONS

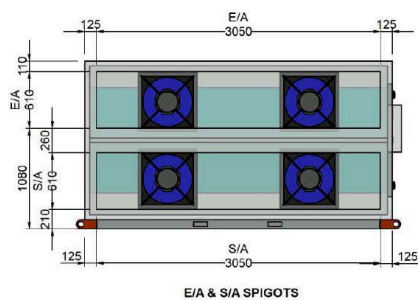
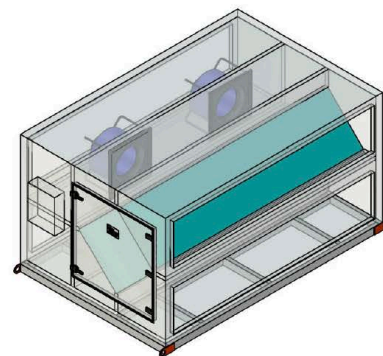
Chilled Water/ Hot Water Coil	Available (Model XEC5000)
Economy Cycle	Available
Return Air Bypass	Available
Air Filters	Available



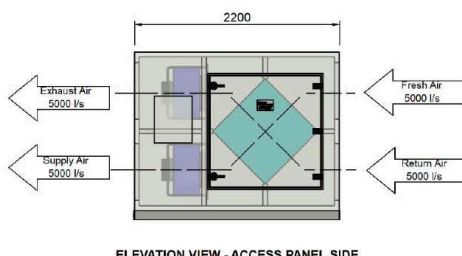
### TECHNICAL DRAWINGS - XEM5000P3



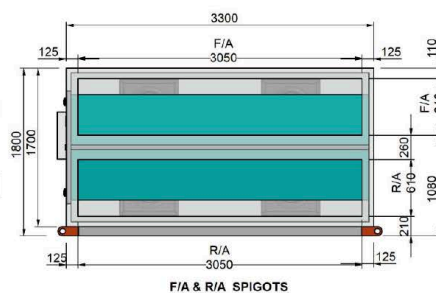
PLAN VIEW



E/A & S/A SPIGOTS



ELEVATION VIEW - ACCESS PANEL SIDE



F/A & R/A SPIGOTS

#### DIMENSIONS

Height (mm)	1800
Width (mm)	3300
Length (mm)	2200
Weight (Kg)	1240
Access Clearance (mm)	1200 (Fan & Media Access)
Access Clearance (mm)	900 (Electrical Controls)

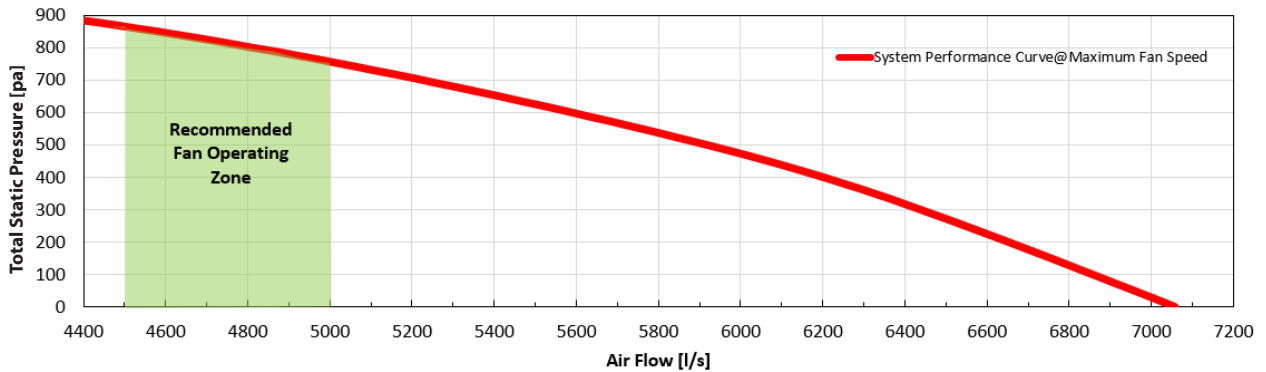
#### DUCT SIZES

Exhaust Air (mm)	3050 x 610
Return Air (mm)	3050 x 610
Supply Air (mm)	3050 x 610
Fresh Air (mm)	3050 x 610



## XEM5000P3 TECHNICAL DATA

### FAN PERFORMANCE DATA

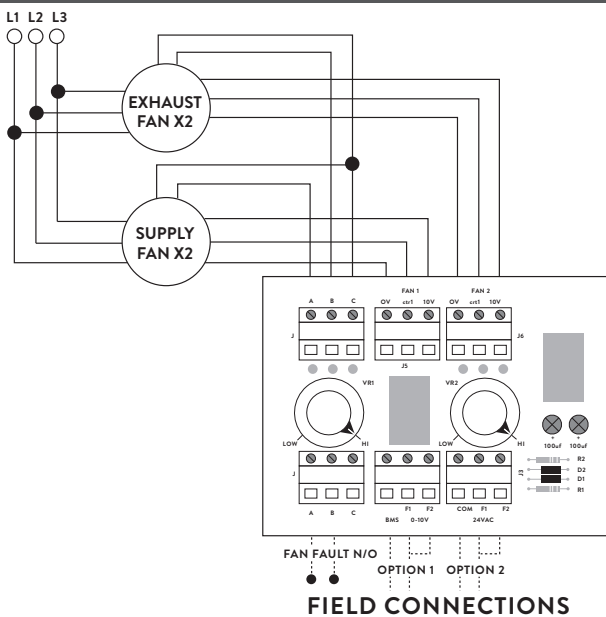


### SOUND POWER LEVELS\*

INLET RATING dB		OUTLET RATING dB	
63 Hz	70.1	63 Hz	72.1
125 Hz	71	125 Hz	73.5
250 Hz	79.3	250 Hz	79.6
500 Hz	75.9	500 Hz	81.1
1K Hz	73.7	1K Hz	82.7
2K Hz	74.3	2K Hz	79.8
4K Hz	71.7	4K Hz	76
8K Hz	70.3	8K Hz	73
LwA	80.6	LwA	86.5

\* Sound Power Levels @ 550 Pa Total Static Pressure and 5000 l/s Total Air Volume.

### WIRING DIAGRAM



#### OPTION 1

0-10V DC CONTROL VIA CONNECTION TO BMS

#### OPTION 2

24V AC ENABLE REGULATE FAN SPEED VIA POTS

Do not turn main power on/off to enable/disable the unit operation. This must be done through the control circuit.

Designed and manufactured in Australia

#### Armcor Air Solutions

109-111 Northcorp Blvd, Broadmeadows 3047

P 1800 244 556 E sales@armcor.com.au

www.armcor.com.au

