

ERV-ENERGY RECOVERY



XEM External Mount Unit

XEM400C1 Technical Data

Technical Specifications

Nominal Airflow

Supply Air (l/sec)	300 - 400
Exhaust Air (l/sec)	300 - 400
Return Air (l/sec)	300 - 400
Fresh Air (l/sec)	300 - 400

Supply Fan

Fan Type	Forward Curve Centrifugal
Motor Power (Watts)	425
External Static (Pa)	200
Speeds	3
Number of Fans	1

Exhaust Fan

Fan Type	Forward Curve Centrifugal
Motor Power (Watts)	425
External Static (Pa)	200
Speeds	3
Number of Fans	1

Electrical

Supply Fan (A)	3.6
Exhaust Fan (A)	3.6
Nominal Run Current	7.2
Maximum Full Load (A)	8.4
Volt/Phase	240V/1ph
Switchboard	Yes
Circuit Breakers	Yes

Controls

240 Volt Controls	Included
0-10V DC (Fan Control)	Available
24V AC Control Relays	Available
Fan Fault	No

Heat Exchanger

*Rated at standard conditions of 35.5° db/24.0° wb

Enthalpy Media	Standard
Sensible Media	Available
Face Velocity (m/sec)	1.67
Pressure Drop (Pa)	130.3
Kw Recovered (Cooling)*	6.3
Kw Recovered (Heating)*	7.9

Cabinet Construction

Casing	50mm Insulated Panel
Finish	Surf Mist Colourbond
Insulation Value	R2.0
Side Access Panels	Included

Air Filters

Inbuilt Filters	500 x 400 x 2
-----------------	---------------

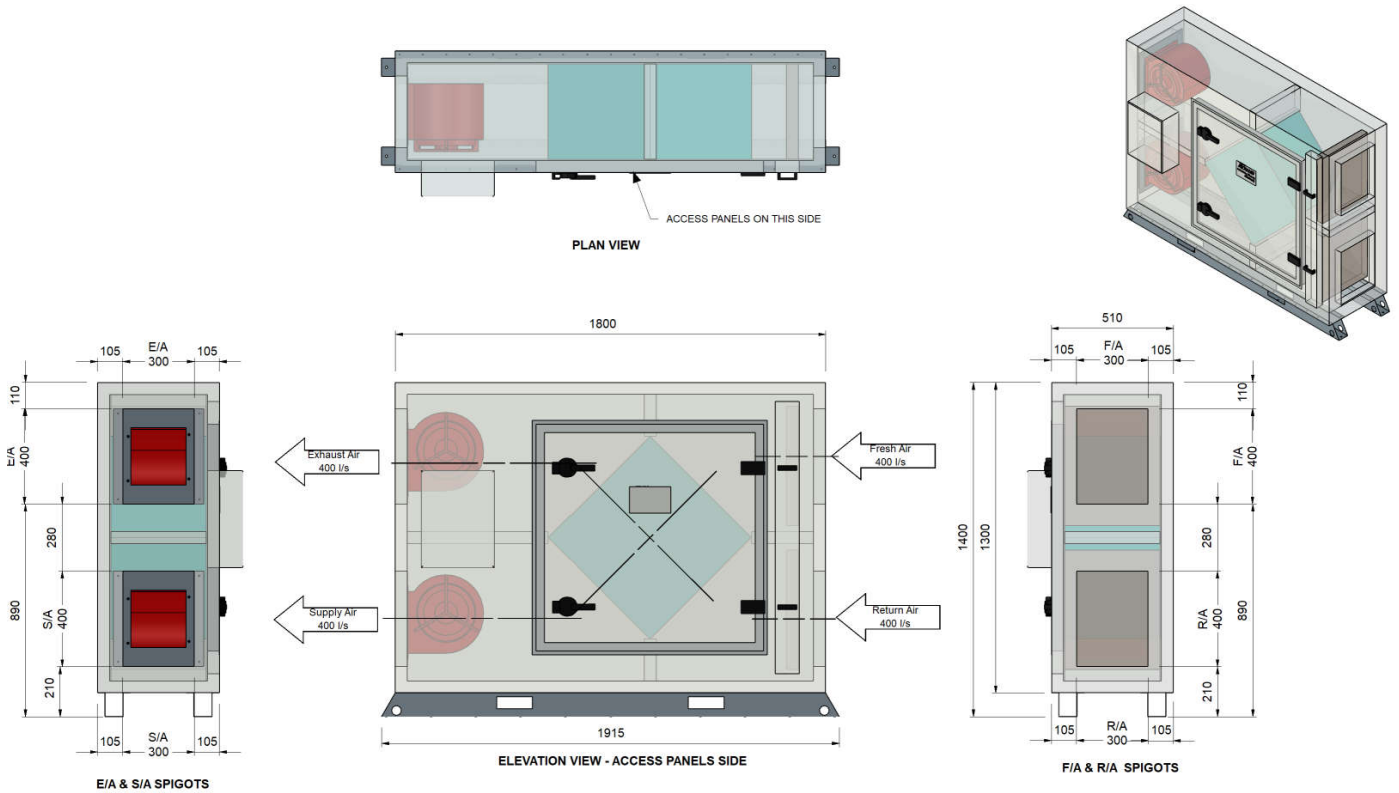
Options

Return Air Bypass	Available
Fresh/Exhaust Grilles	Available

ERV-PAC Packaged Airconditioning

XEM External Mount Unit – XEM400C1 Technical Data

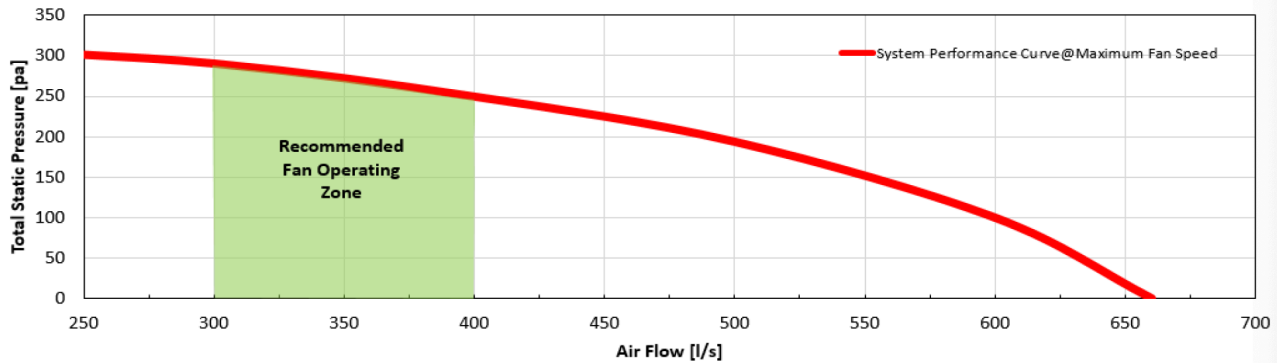
Technical Drawings – XEM400C1



Dimension	
Height (mm)	1400
Width (mm)	510
Length (mm)	1800
Weight (Kg)	270
Access Clearance (mm)	1200 (Fan & Media Access)
Access Clearance (mm)	200

Duct Sizes	
Exhaust Air (mm)	300 x 400
Return Air (mm)	300 x 400
Supply Air (mm)	300 x 400
Fresh Air (mm)	300 x 400

Fan Performance Data



Sound Power Levels*

Inlet Rating dB

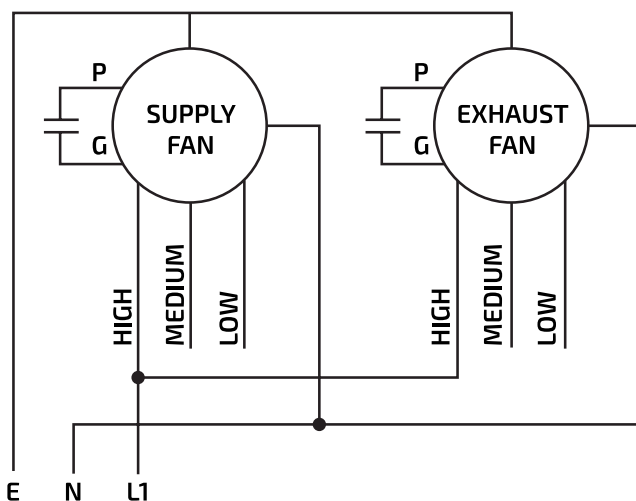
63 Hz	70
125 Hz	73
250 Hz	71
500 Hz	69
LwA	75

Outlet Rating dB

1K Hz	70
2K Hz	67
4K Hz	66
8K Hz	65

* Sound Power Levels @250 Pa Total Static Pressure and 400 l/s Total Air Volume.

Wiring Diagram



Electrical Connections

E	Earth	Green/Yellow
N	Neutral	Blue
L	Active	Brown
H	High Speed	Brown
M	Medium Speed	Grey/Orange
L	Low Speed	White

