

# ERV-PAC Packaged Airconditioning



## XEP Packaged Airconditioning Unit

### XEP5000P3 Technical Data

#### Technical Specifications

##### Nominal Airflow

Supply Air (l/sec)	4600-5000
Return Air (l/sec)	4600-5000
Fresh Air (l/sec)	4600-5000
Condensor Air (l/sec)	2680
Exhaust Air (l/sec)	7680

##### Supply Fan

Fan Type	EC Plug Fan
Motor Power (Watts)	4450
External Static (Pa)	250
Fan Diameter	450
Number of Fans	2

##### Exhaust Fan

Fan Type	EC Plug Fan
Motor Power (Watts)	4450
External Static (Pa)	250
Fan Diameter	450
Number of Fans	3

##### Electrical

\*Max FLA to be used to size supply cables and relevant safety devices

Compressor Type	Fixed Speed	Inverter
Total Run Current (A)	56.1 - 56.1 - 56.1	58.1 - 58.1 - 58.1
Maximum Full Load (A)	98.8 - 98.8 - 98.8	113.0 - 113.0 - 113.0
Power Supply (V/Ph/Hz)	415/3/50	415/3/50

##### Controls

0-10V DC (Fan Control)	Included
24V AC Fan Enable Relay	Included
Fan Fault Signal 24V Output	Included
Fan Control Status	Available
Switchboard	Yes
Circuit Breakers	Yes

##### Heat Exchanger

\*Rated at standard conditions of 35.5° db/24.0° wb

	Enthalpy	Sensible
Corrosion Resistant Media	Not Available	Available
Face Velocity (m/sec)	1.75	1.6
Pressure Drop (Pa)	183.3	58
Kw Recovered (Cooling)*	67	34
Kw Recovered (Heating)*	80.2	41.3

##### Cabinet Construction

Casing	50mm Insulated Panel
Finish	Surf Mist Colourbond
Insulation Value	R2.0
Side Access Panels	Included

##### Design Temperatures

Ambient (DB/WB) Summer	35°C/24°C
Return Air (DB/WB) Summer	24°C/17°C
Ambient Winter	7°C
Return Air Winter	21°C

##### Coil Selection

Indoor Coil FL x FH (mm)	3355 x 635
Face Velocity (m/sec)	2.3
Outdoor Coil FL x FH (mm)	3355 x 865
Face Velocity (m/sec)	2.6
Anti-Corrosion Coil Coating	Included
Drain Tray	Stainless Steel

##### Refrigeration

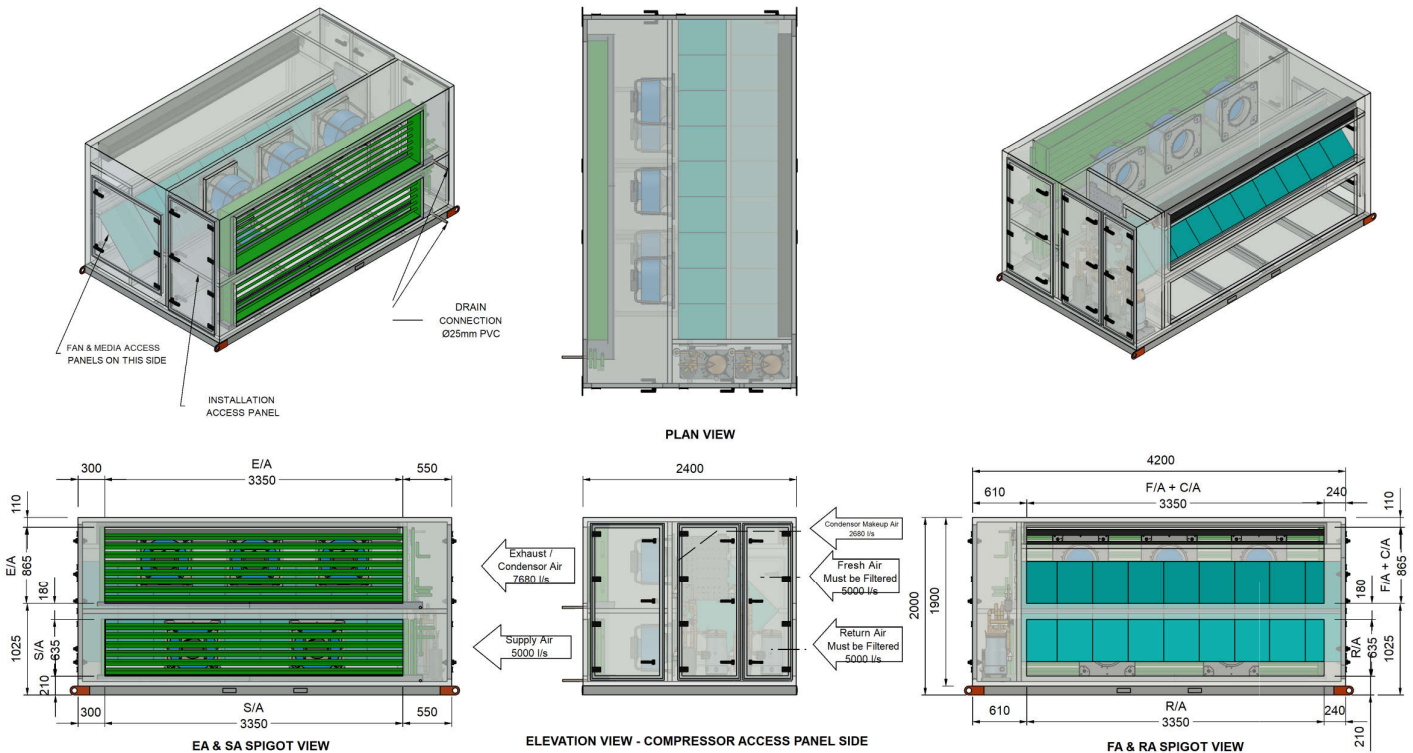
\*At standard design temperatures

Heating Capacity (kW)*	96.0
Cooling Capacity (kW)*	96.0
Fixed Speed Compressor	Standard - x2 (R407C)
Inverter Compressor	Available - x2 - R410A
Expansion Device	TX Biflow Valves
Head Pressure Control	Included

##### Options

Economy Cycle	Available (XEP5000P3-E)
Return Air Bypass Damper	Available

### Technical Drawings – XEP5000P3



Dimension	
Height (mm)	2000
Width (mm)	4200
Length (mm)	2400
Weight (kg)	1920
Access Clearance (mm)	1200 (Fan & Media Access)
Access Clearance (mm)	1200 (Electrical Controls)

Duct Sizes	
Supply Air (mm)	3350 x 635
Return Air (mm)	3350 x 635
Fresh Air/Condenser Air Inlet	3350 x 865
Exhaust/Condenser Air	3350 x 865
Recommended min F/A Filter Size	3660 x 610

### Compressor Performance Data

#### Compressor Capacity (KW) – Cooling

Return Air Temperatures	Outdoor Coil Entering Air Temperature (E.A.T) °C db											
	23		27		31		35		39		43	
24°C/17°C db/wb	Total	Sens.	Total	Sens.	Total	Sens.	Total	Sens.	Total	Sens.	Total	Sens.
	103.7	85.3	101.8	85.3	99.8	84.5	96.0	82.0	89.3	77.9	82.6	59.9

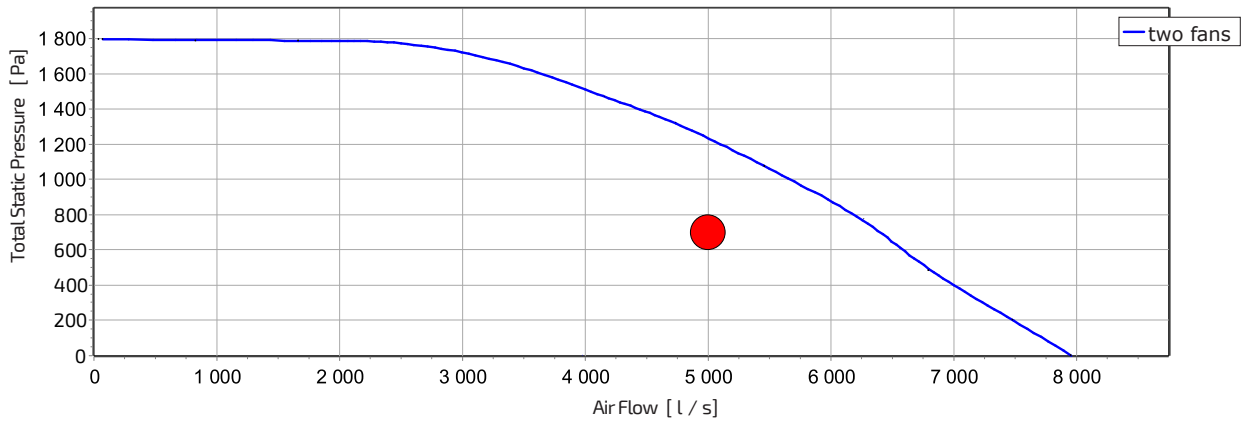
#### Compressor Capacity (KW) – Heating

Return Air Temperatures	Outdoor Coil Entering Air Temperature (E.A.T) °C db						
	-1	1	3	5	7	9	
22°C	73.9	78.7	83.5	90.2	96.0	99.8	

For winter operation the air on to the DX coil must be a minimum of 15°C. If this cannot be achieved, we recommend using a EDH or hot water coil to maintain the correct temperature onto the DX coil.

### Fan Performance Data

\*Duty point - 5000 L/s at 700 Pa Total Static Pressure (250Pa External Static Pressure)

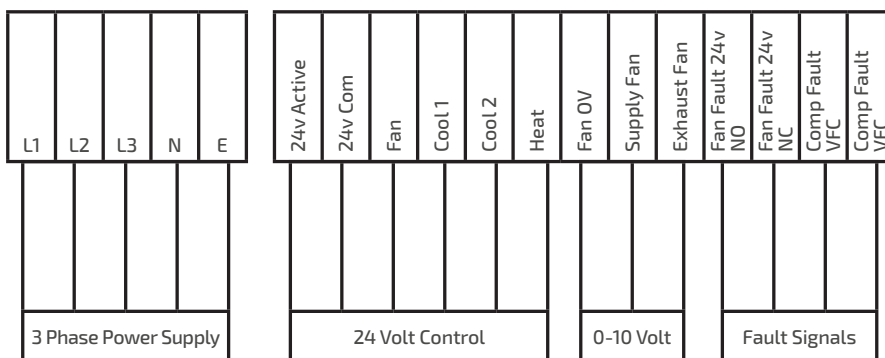


### Sound Power Levels

\*Sound power levels at 700 Pa Total Static Pressure and 5000 L/s Total Air Volume

Inlet Rating dB		Outlet Rating dB	
63 Hz	49.1	63 Hz	52.1
125 Hz	66.3	125 Hz	67.3
250 Hz	75.1	250 Hz	74.7
500 Hz	77.7	500 Hz	81.2
1 K Hz	77.6	1K Hz	85.9
2K Hz	79.2	2K Hz	87.2
4K Hz	81.3	4K Hz	84.1
8K Hz	79.1	8K Hz	80.8
LwA	86.5	LwA	91.6

### Wiring Diagram



#### STANDARD INCLUSIONS

- Fan Speed Controller  
0-10v DC - BMS Connection, **OR**  
24v AC - Fan Speed Control via Pots
- Circuit Breakers
- Time Delay Relay
- Phase Fail Relay
- Reversing Valve
- High Pressure Cutout
- Low Pressure Cutout
- Compressor Overload

#### OPTIONS

- Compressor Sump Heater
- Current Sensing Relay

