

ERV-ENERGY RECOVERY



XEC Chilled/Hot Water Coil Unit

XEC400P1 Technical Data

Technical Specifications

Nominal Airflow

| | |
|---------------------|-----------|
| Supply Air (l/sec) | 300 - 400 |
| Exhaust Air (l/sec) | 300 - 400 |
| Return Air (l/sec) | 300 - 400 |
| Fresh Air (l/sec) | 300 - 400 |

Supply Fan

| | |
|----------------------|-------------|
| Fan Type | EC Plug Fan |
| Motor Power (Watts) | 750 |
| External Static (Pa) | 200 |
| Fan Diameter | 250 |
| Number of Fans | 1 |

Exhaust Fan

| | |
|----------------------|---------|
| Fan Type | EC Plug |
| Motor Power (Watts) | 750 |
| External Static (Pa) | 200 |
| Fan Diameter | 250 |
| Number of Fans | 1 |

Electrical

*Max FLA to be used to size supply cables and relevant safety devices

| | |
|------------------------|-----------------|
| Total Run Current (A) | 3.8 - 3.8 - 3.8 |
| Maximum Full Load (A) | 6.6 - 6.6 - 6.6 |
| Power Supply (V/Ph/Hz) | 240/1/50 |

Controls

| | |
|------------------------|-----------|
| 0-10V DC (Fan Control) | Included |
| 24V AC Control Relays | Included |
| Fan Fault Signal | Included |
| Fan Status | Available |
| Switchboard | Yes |
| Circuit Breakers | Yes |

Heat Exchanger

*Rated at standard conditions of 35.5° db/24.0° wb

| | Enthalpy | Sensible |
|---------------------------|---------------|-----------|
| Corrosion Resistant Media | Not Available | Available |
| Face Velocity (m/sec) | 1.9 | 1.67 |
| Pressure Drop (Pa) | 105.1 | 46.9 |
| Kw Recovered (Cooling)* | 5.8 | 3 |
| Kw Recovered (Heating)* | 6.6 | 3.63 |

Cabinet Construction

| | |
|--------------------|----------------------|
| Casing | 50mm Insulated Panel |
| Insulation Value | R2.0 |
| Side Access Panels | Included |

Chilled Water Coil - if required (Nom. rating)

| | |
|-------------------------------|---------------|
| Total Capacity (Kw) | 11.0 |
| Max. Size FL x FH (mm) | 610 x 610 |
| Water In (°C)/ Water Out (°C) | 7° / 14° |
| Coil Coating | Epoxy Coating |
| Face Velocity (m/sec) | 1.1 |
| Stainless Steel Drain Tray | Included |

Hot Water Coil - if required (Nom. rating)

| | |
|-------------------------------|---------------|
| Total Capacity (Kw) | 11.0 |
| Max. Size FL x FH (mm) | 610 x 610 |
| Water In (°C)/ Water Out (°C) | 80° / 60° |
| Coil Coating | Epoxy Coating |
| Face Velocity (m/sec) | 1.1 |

Options

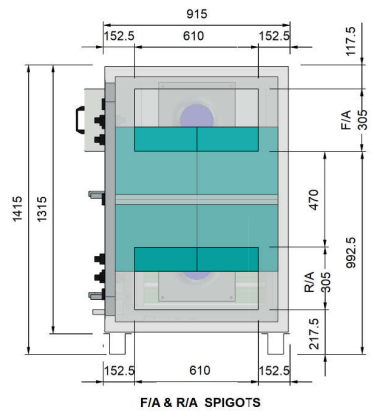
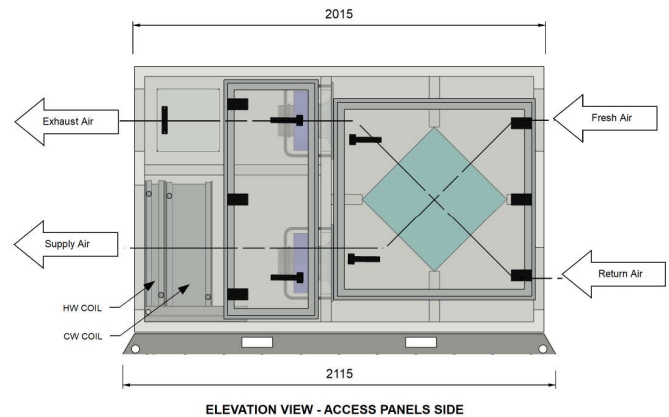
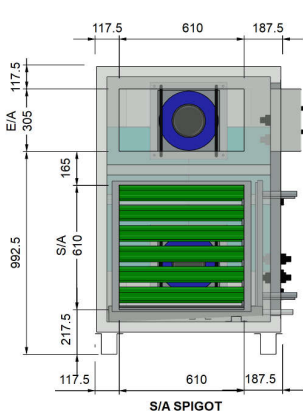
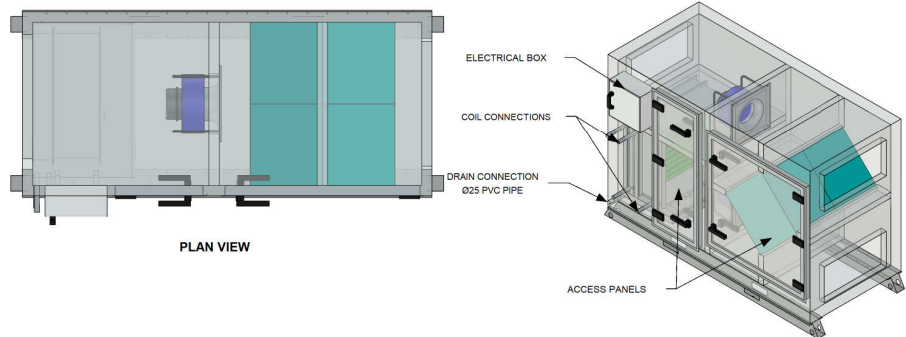
| | |
|----------------------------|-----------|
| Economy Cycle | Available |
| Return Air Bypass | Available |
| Corrosion Resistant Lining | Available |

ERV-ENERGY RECOVERY

XEC External Mount Unit – XEC400P1 Technical Data



Technical Drawings – XEC400P1

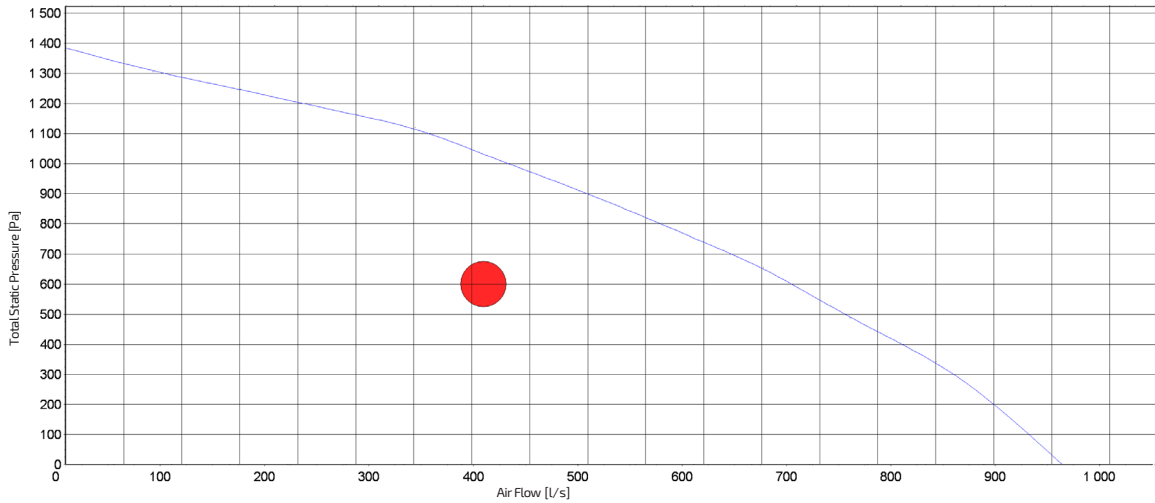


| Dimension | |
|-----------------------|---------------------------|
| Height (mm) | 1415 |
| Width (mm) | 915 |
| Length (mm) | 2015 |
| Weight (Kg) | 430 |
| Access Clearance (mm) | 1200 (Fan & Media Access) |

| Duct Sizes | |
|------------------|-----------|
| Exhaust Air (mm) | 610 x 305 |
| Return Air (mm) | 610 x 305 |
| Supply Air (mm) | 610 x 610 |
| Fresh Air (mm) | 610 x 305 |

Fan Performance Data

*Duty point - 400 L/s at 600 Pa Total Static Pressure (250Pa External Static Pressure)

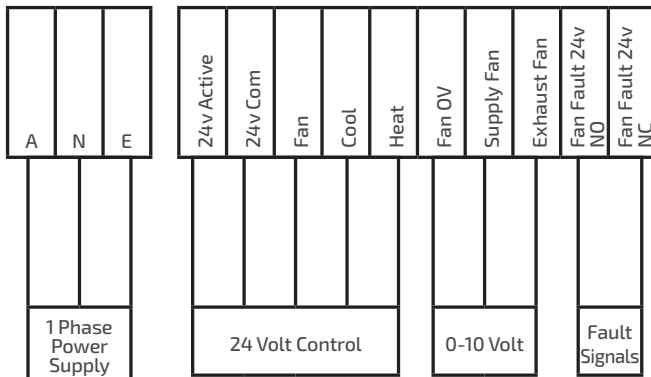


Sound Power Levels

*Sound power levels at 600 Pa Total Static Pressure and 400 L/s Total Air Volume

| Inlet Rating dB (A) | | Outlet Rating dB (A) | |
|---------------------|------|----------------------|------|
| 63 Hz | 47.6 | 63 Hz | 43.4 |
| 125 Hz | 56.8 | 125 Hz | 54.2 |
| 250 Hz | 62.6 | 250 Hz | 68.7 |
| 500 Hz | 66.4 | 500 Hz | 69.5 |
| 1 K Hz | 66.5 | 1K Hz | 71.4 |
| 2K Hz | 66.5 | 2K Hz | 71.7 |
| 4K Hz | 69.4 | 4K Hz | 66.8 |
| 8K Hz | 54.8 | 8K Hz | 60.7 |
| LwA | 73.9 | LwA | 77.1 |

Wiring Diagram



STANDARD INCLUSIONS

- Fan Speed Controller
- 0-10v DC - BMS Connection, **OR**
- 24v AC - Fan Speed Control via Pots
- Circuit Breakers

