

ERV-PAC Packaged Airconditioning

XES Swim Pool Unit

XES3500P3 Technical Data



Technical Specifications

Nominal Airflow

Supply Air (l/sec)	3100-3500
Return Air (l/sec)	3100-3500
Fresh Air (l/sec)	3100-3500
Condensor Air (l/sec)	2420
Exhaust Air (l/sec)	5920

Supply Fan

Fan Type	EC Plug Fan
Motor Power (Watts)	4450
External Static (Pa)	250
Fan Diameter	450
Number of Fans	2

Exhaust Fan

Fan Type	EC Plug Fan
Motor Power (Watts)	4450
External Static (Pa)	250
Fan Diameter	450
Number of Fans	2

Electrical

*Max FLA to be used to size supply cables and relevant safety devices

Compressor Type	Fixed Speed	Inverter
Total Run Current (A)	56.1 - 56.1 - 56.1	54.1 - 54.1 - 54.1
Maximum Full Load (A)	92.0 - 92.0 - 92.0	106.2 - 106.2 - 106.2
Power Supply (V/Ph/Hz)	415/3/50	415/3/50

Controls

0-10V DC (Fan Control)	Included
24V AC Control Relays	Included
Fan Fault Signal	Included
Fan Status	Available
Switchboard	Yes
Circuit Breakers	Yes

Heat Exchanger

*Rated at standard conditions of 35.5° db/24.0° wb

Sensible Poly Media	Standard
Face Velocity (m/sec)	1.8
Pressure Drop (Pa)	74
Kw Recovered (Heating)*	35.7

Cabinet Construction

Casing	50mm Insulated Panel
Finish	Surf Mist Colourbond
Insulation Value	R2.0
Side Access Panels	Included
Corrosion Resistant Lining	Included

Design Temperatures

Ambient (DB/WB) Summer	35°C/24°C
Return Air (DB/WB) Summer	24°C/17°C
Ambient Winter	7°C
Return Air Winter	21°C

Coil Selection

Indoor Coil FL x FH (mm)	2360 x 635
Face Velocity (m/sec)	2.3
Outdoor Coil FL x FH (mm)	2360 x 865
Face Velocity (m/sec)	2.9
Anti-Corrosion Coil Coating	Included
Drain Tray	Stainless Steel

Refrigeration *At standard design temperatures

Heating Capacity (kW)*	74
Cooling Capacity (kW)*	74
Fixed Speed Compressor	Standard - x2 - R407C
Inverter Compressor	Available - x2 - R410A
Expansion Device	TX Biflow Valves
Head Pressure Control	Included

Options

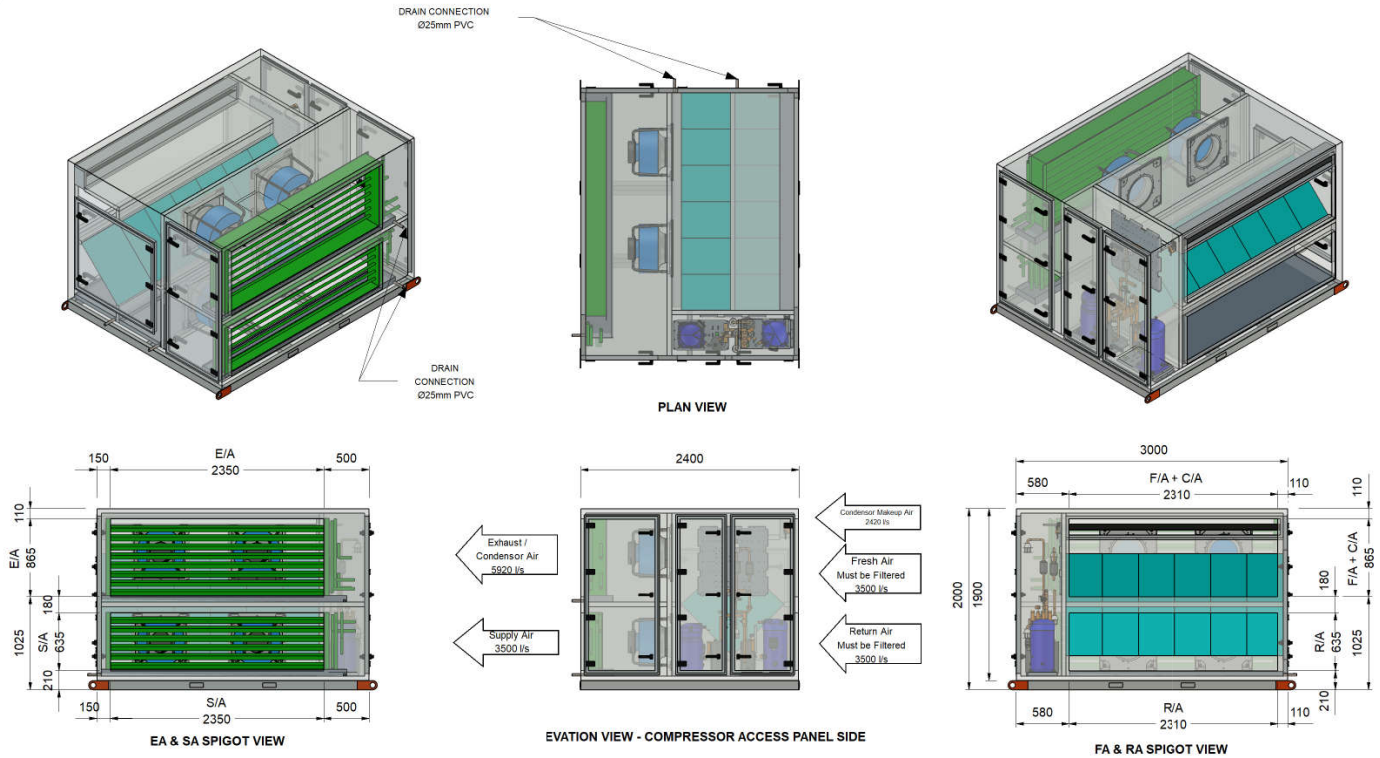
Economy Cycle	Available (XES3500P3EC)
Return Air Bypass Damper	Available

ERV-PAC Packaged Airconditioning

XES Swim Pool Unit – XES3500P3 Technical Data



Technical Drawings – XES3500P3



Dimension	
Height (mm)	2000
Width (mm)	3000
Length (mm)	2400
Weight (kg)	1680
Access Clearance (mm)	1200 (Fan & Media Access)
Access Clearance (mm)	1200 (Electrical Controls)

Duct Sizes	
Supply Air (mm)	2350 x 635
Return Air (mm)	2310 x 635
Fresh Air/Condensator Air Inlet	2310 x 865
Exhaust/Condensator Air	2350 x 865
Recommended min F/A Filter Size	2440 x 610

Compressor Performance Data

Compressor Capacity (KW) – Cooling

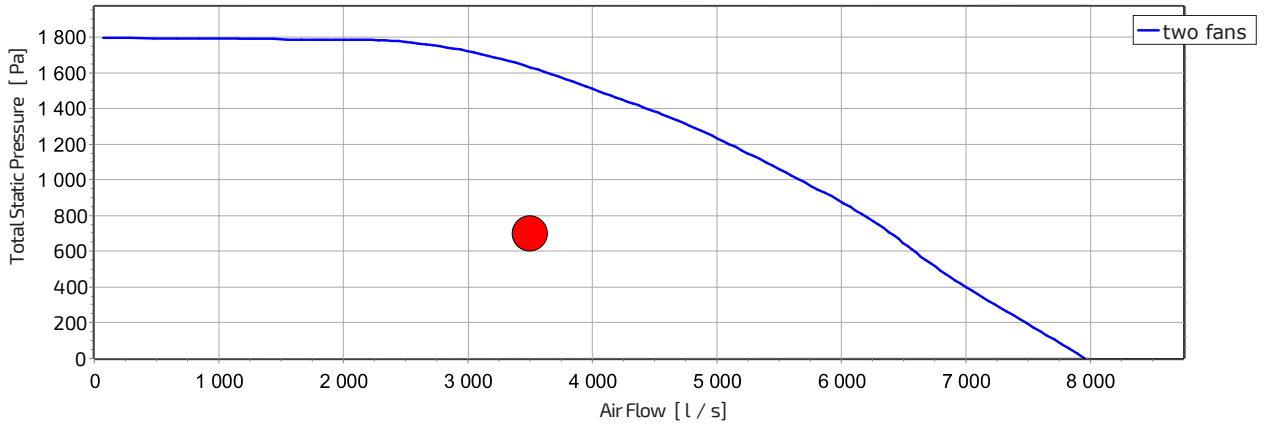
Return Air Temperatures	Outdoor Coil Entering Air Temperature (E.A.T) °C db											
	23		27		31		35		39		43	
24°C/17°C db/wb	Total	Sens.	Total	Sens.	Total	Sens.	Total	Sens.	Total	Sens.	Total	Sens.
	79.9	64.4	78.4	64.4	77.0	63.8	74.0	61.9	68.8	58.8	63.6	45.2

Compressor Capacity (KW) – Heating

Return Air Temperatures	Outdoor Coil Entering Air Temperature (E.A.T) °C db					
	-1	1	3	5	7	9
22°C	57.0	60.7	64.4	69.6	74.0	77.0

Fan Performance Data

*Duty point - 3500 L/s at 700 Pa Total Static Pressure (250Pa External Static Pressure)

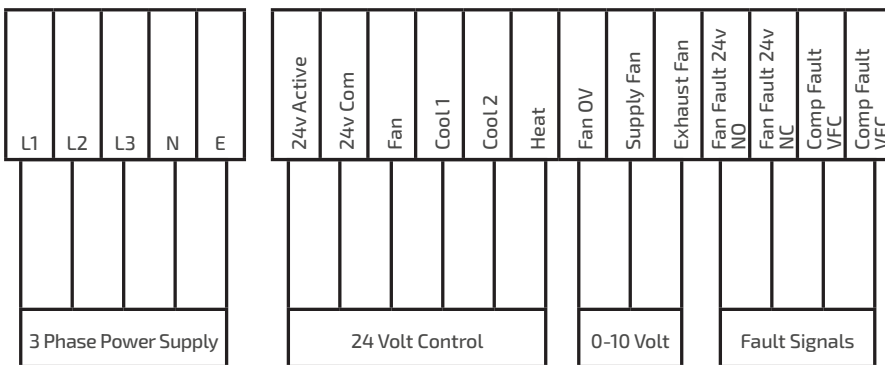


Sound Power Levels

*Sound power levels at 700 Pa Total Static Pressure and 3500 L/s Total Air Volume

Inlet Rating dB		Outlet Rating dB	
63 Hz	51.2	63 Hz	52.5
125 Hz	62.2	125 Hz	63.2
250 Hz	68.8	250 Hz	69.2
500 Hz	71.6	500 Hz	76.9
1 K Hz	73.4	1K Hz	81.1
2K Hz	73.4	2K Hz	80.7
4K Hz	74.4	4K Hz	78.5
8K Hz	64.1	8K Hz	69.7
LwA	79.9	LwA	85.9

Wiring Diagram



STANDARD INCLUSIONS

- Fan Speed Controller
0-10v DC - BMS Connection, **OR**
24v AC - Fan Speed Control via Pots
- Circuit Breakers
- Time Delay Relay
- Phase Fail Relay
- Reversing Valve
- High Pressure Cutout
- Low Pressure Cutout
- Compressor Overload

OPTIONS

- Compressor Sump Heat
- Current Sensing Relay
- 0-10v Digital Compressor

