ERV-PAC Packaged Airconditioning

XEP Packaged Airconditioning Unit

XEP7000P3 Technical Data

Technical Specifications

Nominal Airflow	
Supply Air (l/sec)	6100 - 7000
Return Air (l/sec)	6100 - 7000
Fresh Air (l/sec)	6100 - 7000
Condensor Air (l/sec)	4200
Exhaust Air (l/sec)	11,200

Supply Fan	
Fan Type	EC Plug Fan
Motor Power (Watts)	4450
External Static (Pa)	250
Fan Diameter	450
Number of Fans	3

Exhaust Fan	
Fan Type	EC Plug Fan
Motor Power (Watts)	4450
External Static (Pa)	250
Fan Diameter	450
Number of Fans	4

Electrical	*Cable sized to maximum FLA. Data presented for airflow at 7000 L/s
Operating Supply Fan (A)	18.0 - 18.0 - 18.0
Operating Exhaust Fan (A)	24.0 - 24.0 - 24.0
Operating Compressor Current (A)	60.0- 60.0 - 60.0
Operating Run Current (A)	100.0 - 100.0 - 100.0
Maximum Full Load (A)	136.0 - 136.0 - 136.0
Volt/Phase	415V/3ph

Controls	
0-10V DC (Fan Control)	Included
24V AC Fan Enable Relay	Included
Fan Fault Signal 24V Output	Included
Fan Control Status	Available
Switchboard	Yes
Circuit Breakers	Yes

Heat Exchanger	*Rated at standard conditions of 35.5° db/24.0° wb
Enthalpy Media	Standard
Sensible Media	Available
Corrosion Resistant Media	Available
Face Velocity (m/sec)	1.8
Pressure Drop (Pa)	151.0
Kw Recovered (Cooling)*	106.9
Kw Recovered (Heating)*	133.1

Cabinet Construction	
Casing	50mm Insulated Panel
Finish	Surf Mist Colourbond
Insulation Value	R2.0
Side Access Panels	Included

Design Temperatures	
Ambient (DB/WB) Summer	35°C/24°C
Return Air (DB/WB) Summer	24°C/17°C
Ambient Winter	7°C
Return Air Winter	21°C

Coil Selection	
Indoor Coil FL x FH (mm)	4740 x 635
Face Velocity (m/sec)	2.3
Outdoor Coil FL x FH (mm)	4740 x 865
Face Velocity (m/sec)	2.7
Anti-Corrosion Coil Coating	Included
Drain Tray	Stainless Steel

Refrigeration	*At standard design temperatures
Heating Capacity (kW)*	140
Cooling Capacity (kW)*	140
Fixed Speed Compressor	Standard - x3 - R407C
Inverter Compressor	Available - x2 - R410A
Expansion Device	TX Biflow Valves
Head Pressure Control	Included

Options	
Economy Cycle	Available (XEP7000P3-E)
Return Air Bypass Damper	Available

ERV-PAC Packaged Airconditioning

XEP Packaged Airconditioning Unit – XEP7000P3 Technical Data

Technical Drawings – XEP7000P3

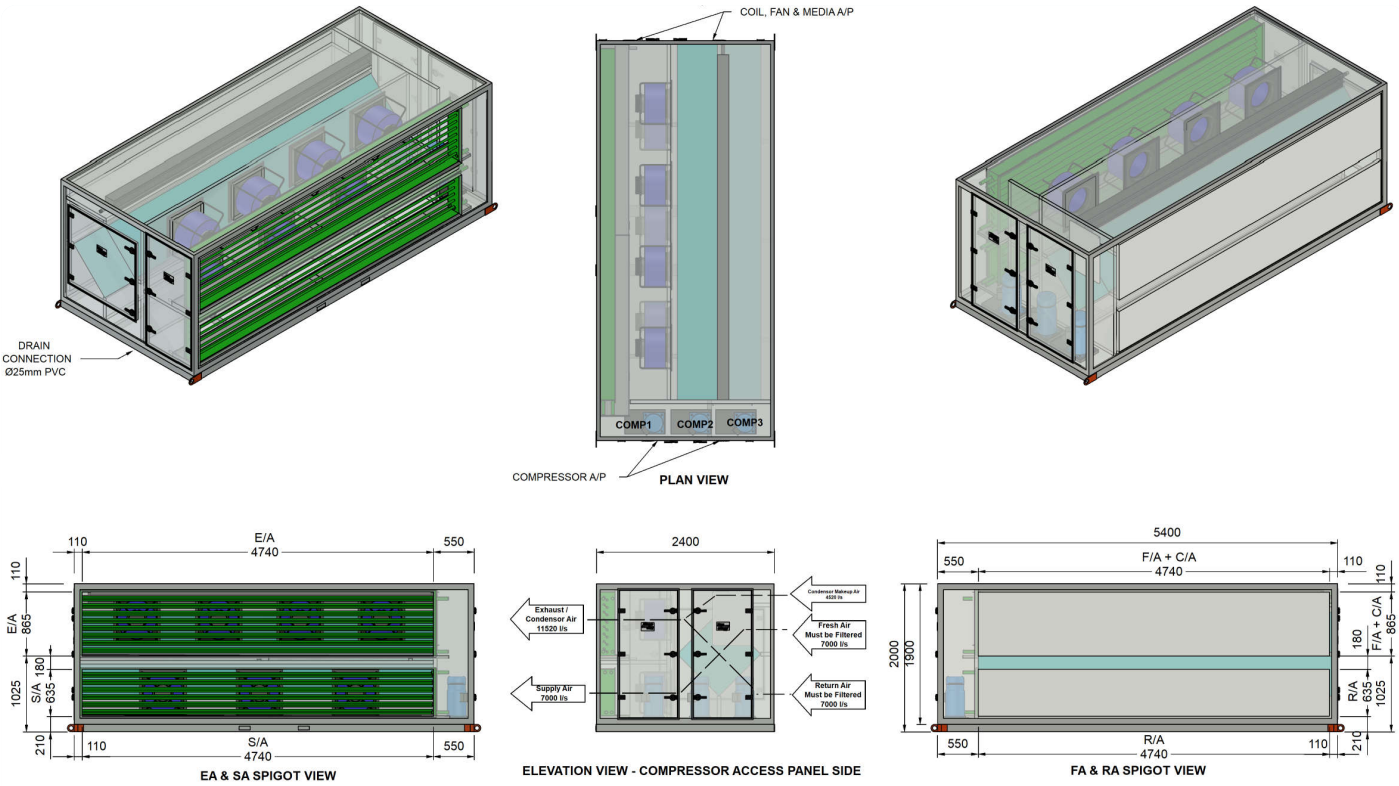

Dimension	
Height (mm)	2000
Width (mm)	5400
Length (mm)	2400
Weight (kg)	2480
Access Clearance (mm)	1200 (Fan & Media Access)
Access Clearance (mm)	1200 (Electrical Controls)

Duct Sizes	
Supply Air (mm)	4740 x 635
Return Air (mm)	4740 x 635
Fresh Air/Condensor Air Inlet	4740 x 865
Exhaust/Condensor Air	4740 x 865
Recommended min F/A Filter Size	4880 x 610

Compressor Performance Data

Compressor Capacity (KW) – Cooling

Return Air Temperatures	Outdoor Coil Entering Air Temperature (E.A.T) °C db											
24°C/17°C db/wb	23		27		31		35		39		43	
	Total	Sens.	Total	Sens.	Total	Sens.	Total	Sens.	Total	Sens.	Total	Sens.
	155.5	125.8	152.6	125.8	149.8	124.6	144.0	121.0	133.9	115.0	123.8	88.3

Compressor Capacity (KW) – Heating

Return Air Temperatures	Outdoor Coil Entering Air Temperature (E.A.T) °C db					
22°C	-1	1	3	5	7	9
	110.9	118.1	125.3	135.4	144.0	149.8

For winter operation the air on to the DX coil must be a minimum of 15°C. If this cannot be achieved, we recommend using a EDH or hot water coil to maintain the correct temperature onto the DX coil.

ERV-PAC Packaged Airconditioning

XEP Packaged Airconditioning Unit – XEP7000P3 Technical Data

Fan Performance Data

*Duty point - 7000 L/s at 700 Pa Total Static Pressure (250Pa External Static Pressure)

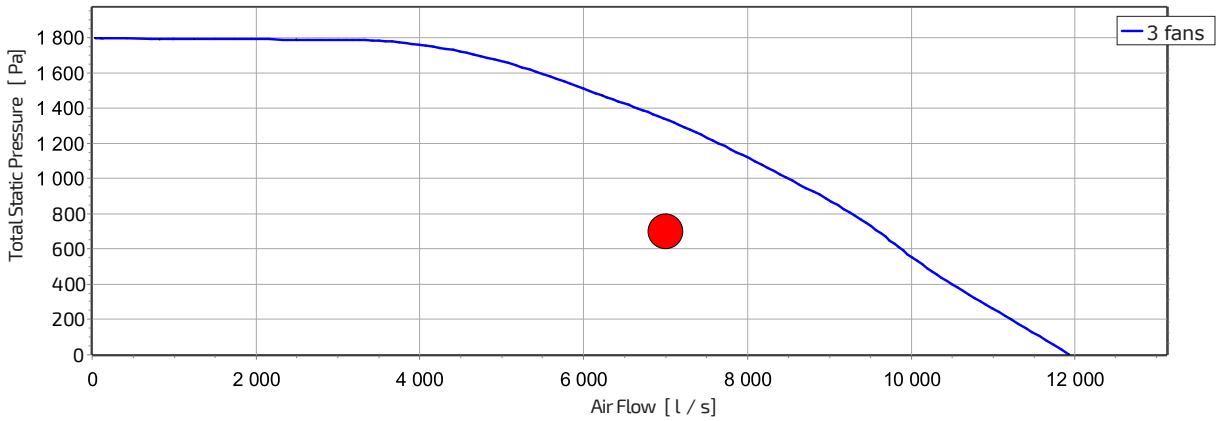

Sound Power Levels

*Sound power levels at 700 Pa Total Static Pressure and 7000 L/s Total Air Volume

Inlet Rating dB		Outlet Rating dB	
63 Hz	51.0	63 Hz	53.5
125 Hz	67.6	125 Hz	68.8
250 Hz	75.3	250 Hz	75.2
500 Hz	77.5	500 Hz	81.4
1 K Hz	78.1	1K Hz	86.1
2K Hz	79.3	2K Hz	87.4
4K Hz	82.1	4K Hz	84.9
8K Hz	77.4	8K Hz	80.3
LwA	86.7	LwA	91.9

Wiring Diagram

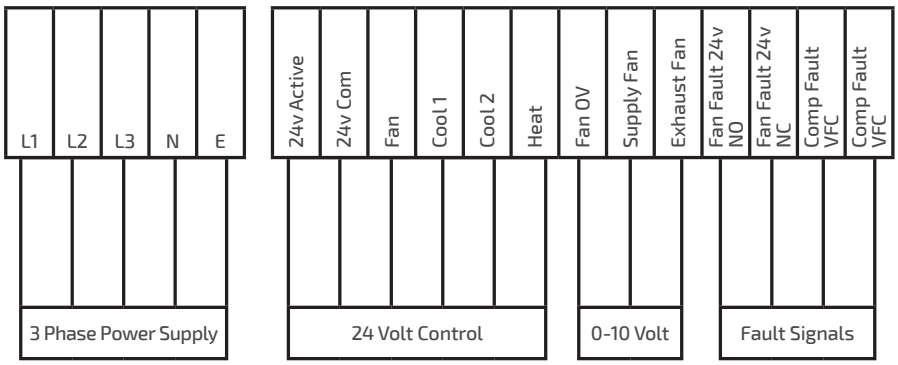

STANDARD INCLUSIONS

- Fan Speed Controller
  0-10v DC - BMS Connection, **OR**
  24v AC - Fan Speed Control via Pots
- Circuit Breakers
- Time Delay Relay
- Phase Fail Relay
- Reversing Valve
- High Pressure Cutout
- Low Pressure Cutour
- Compressor Overload

OPTIONS

- Compressor Sump Heater
- Current Sensing Relay

A: 109-111 Northcorp Blvd, Broadmeadows VIC 3047
T: 03 8301 9200
E: sales@armcor.com.au
W: armcor.com.au

© 2022 Armcor Air Solutions reserves the right to alter products and specifications without notice and does not accept responsibility for possible errors and omissions in published documentation.

Date: 30/09/2022 | Document: XEP7000P3_techspec | Version 3