

ERV-ENERGY RECOVERY



XEC Chilled/Hot Water Coil Unit

XEC4800P3 Technical Data

Technical Specifications

Nominal Airflow

Supply Air (l/sec)	4300 - 4800
Exhaust Air (l/sec)	4300 - 4800
Return Air (l/sec)	4300 - 4800
Fresh Air (l/sec)	4300 - 4800

Supply Fan

Fan Type	EC Plug
Motor Power (Watts)	4500
External Static (Pa)	250
Fan Diameter	450
Number of Fans	2

Exhaust Fan

Fan Type	EC Plug
Motor Power (Watts)	4500
External Static (Pa)	250
Fan Diameter	450
Number of Fans	2

Electrical

Supply Fan (A)	13.6 - 13.6 - 13.6
Exhaust Fan (A)	13.6 - 13.6 - 13.6
Maximum Full Load (A)	27.2 - 27.2 - 27.2
Volt/Phase	415V/3ph

Controls

0-10V DC (Fan Control)	Included
24V AC Control Relay	Included
Fan Fault Signal	Included
Fan Run Status	Available
Switchboard	Yes
Circuit Breakers	Yes

Heat Exchanger

*Rated at standard conditions of 35.5° db/24.0° wb

Enthalpy Media	Available
Sensible Media	Standard
Face Velocity (m/sec)	1.875
Pressure Drop (Pa)	76
Kw Recovered (Cooling)*	39.2
Kw Recovered (Heating)*	63.1

Cabinet Construction

Casing	50mm Insulated Panel
Insulation Value	R2.0
Side Access Panels	Included

Chilled Water Coil - if required (Nom. rating)

Total Capacity (Kw)	100.0
Max. Size FL x FH (mm)	2940 x 840
Water In (°C)/ Water Out (°C)	7° / 14°
Coil Coating	Epoxy Coating
Face Velocity (m/sec)	1.94
Stainless Steel Drain Tray	Included

Hot Water Coil - if required (Nom. rating)

Total Capacity (Kw)	100.0
Max. Size FL x FH (mm)	2940 x 840
Water In (°C)/ Water Out (°C)	80° / 60°
Coil Coating	Epoxy Coating
Face Velocity (m/sec)	1.94

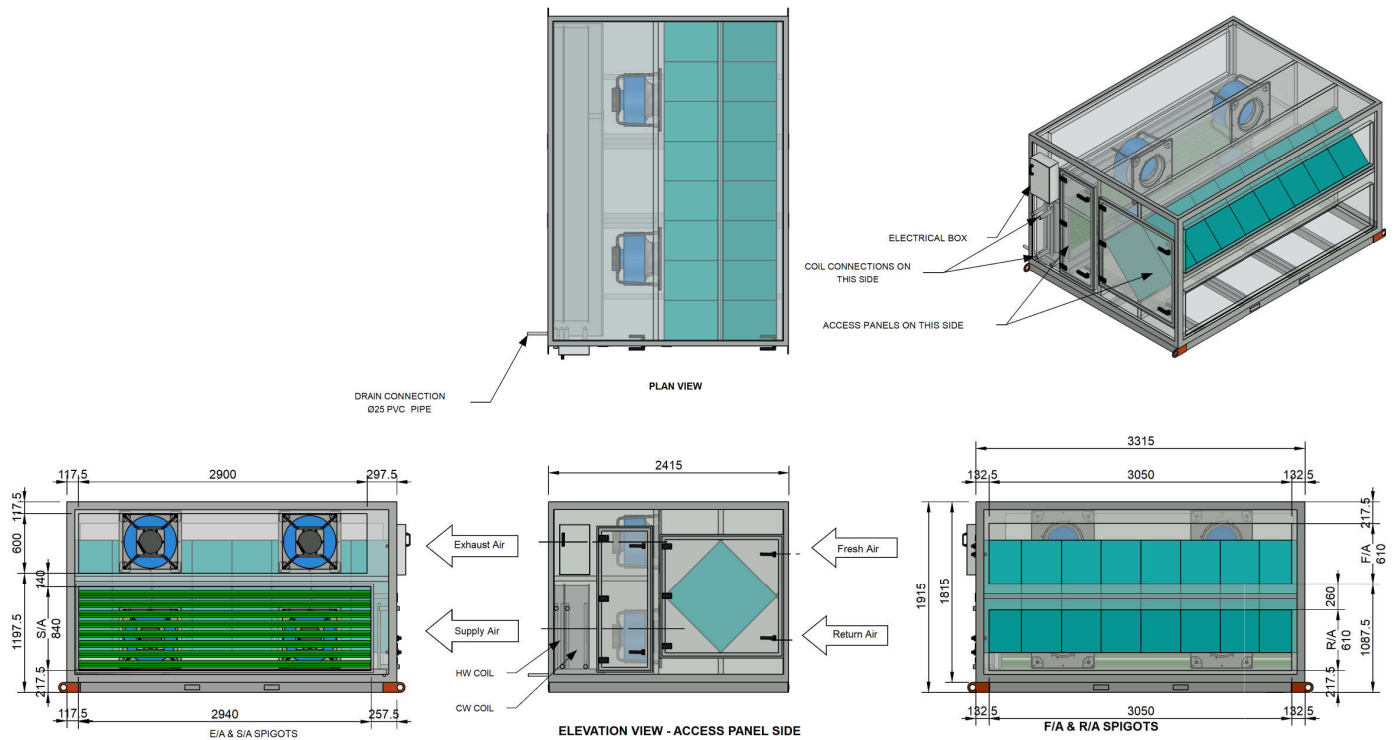
Options

Economy Cycle	Available
Return Air Bypass	Available
Corrosion Resistant Lining	Available

ERV-ENERGY RECOVERY

XEC Chilled/ Hot Water Coil Unit – XEC4800P3 Technical Data

Technical Drawings – XEC4800P3



Dimension

Height (mm)	1915
Width (mm)	3315
Length (mm)	2415
Weight (Kg)	1680
Access Clearance (mm)	1200 (Fan & Media Access)

Duct Sizes

Exhaust Air (mm)	2900 x 600
Return Air (mm)	3050 x 610
Supply Air (mm)	2900 x 840
Fresh Air (mm)	3050 x 610

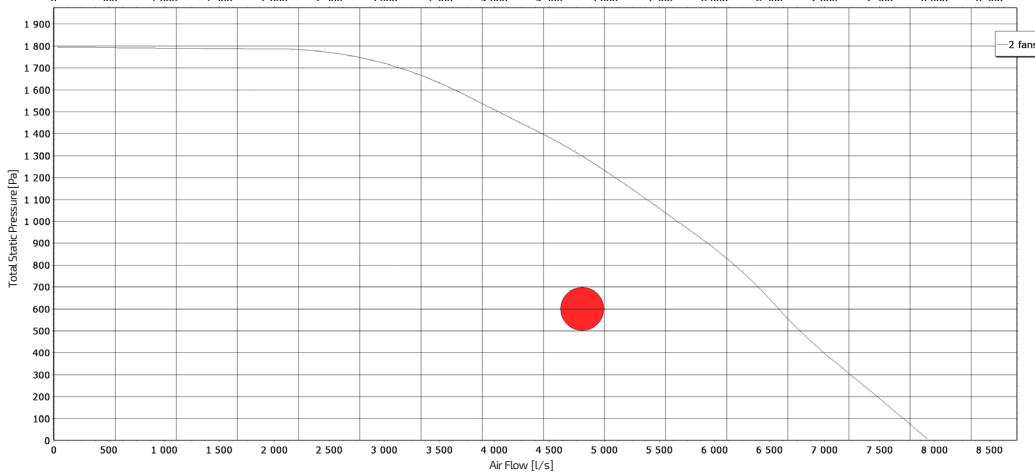
ERV-ENERGY RECOVERY

XEC Chilled/ Hot Water Coil Unit – XEC4800P3 Technical Data



Fan Performance Data

*Duty point - 4800 L/s at 600 Pa Total Static Pressure (250Pa External Static Pressure)

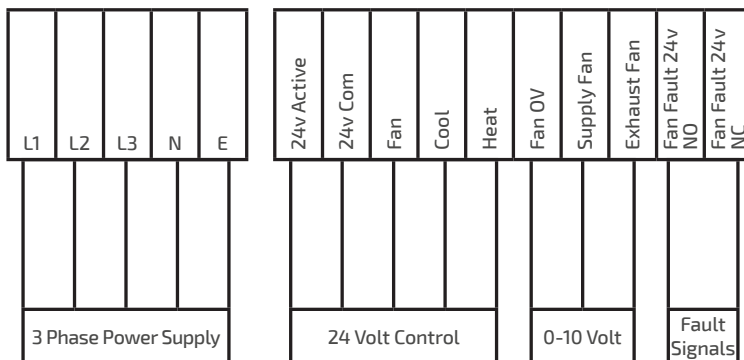


Sound Power Levels

*Sound power levels at 600 Pa Total Static Pressure and 4800 L/s Total Air Volume

Inlet Rating dB		Outlet Rating dB	
63 Hz	69.2	63 Hz	70.8
125 Hz	73.8	125 Hz	75.3
250 Hz	75.8	250 Hz	76.4
500 Hz	72.6	500 Hz	78.0
1K Hz	70.7	1K Hz	79.4
2K Hz	70.4	2K Hz	76.3
4K Hz	68.3	4K Hz	72.9
8K Hz	64	8K Hz	67.5
LwA	77.1	LwA	83.2

Wiring Diagram



Option 1

0-10V DC CONTROL VIA CONNECTION TO BMS

Option 2

24V AC ENABLE REGULATE FAN SPEED VIA POTS

Do not turn main power on/off to enable/disable the unit operation. This must be done through the control circuit.



A: 109-111 Northcorp Blvd, Broadmeadows VIC 3047
 T: 03 8301 9200
 E: sales@armcor.com.au
 W: armcor.com.au

© 2022 Armcor Air Solutions reserves the right to alter products and specifications without notice and does not accept responsibility for possible errors and omissions in published documentation.
 Date: 24/05/2022 | Document: XEC4800P3_techspec | Version 1