

# AIR HANDLING UNIT

## WITH CHILLED/HOT WATER COILS



# AHU6000P3 TECHNICAL DATA

### TECHNICAL SPECIFICATIONS

#### NOMINAL AIRFLOW

Supply Air (l/sec) 6000

#### SUPPLY FAN

Fan Type EC Plug

Fan Motor EC Motor

Motor Power (Watts) 2825

External Static (Pa) 250

Fan Diameter 500

Number of Fans 2

#### ELECTRICAL

Supply Fan FLA (A) 8.6 - 8.6 - 8.6

Volt/Phase 415V/3ph

Switchboard Yes

Circuit Breakers Yes

#### CONTROLS

0-10V DC (Fan Control) Included

24V AC Enable Included

Fan Fault Signal Included

#### CABINET CONSTRUCTION

Casing 50mm Panel

Insulation Value R2.0

Side Access Panels Included

#### FILTERS - Additional filter box to be ordered separately if required

Type Deep Bed Filters F5

Size L x W x D (mm) 610 x 610 x 380

Number of Filters 6

Size L x W x D (mm) 610 x 305 x 380

Number of Filters 2

Prefilters Optional

#### CHILLED WATER COIL - if required (Nom. rating)

Total Cooling Capacity (Kw) 120 - 133

Size FL x FH (mm) 2600 x 1050

Water In (°C)/ Water Out (°C) 7°/14°

Coil Coating Epoxy

Face Velocity (m/sec) 2.2

Drain Tray Stainless Steel

#### HOT WATER COIL - if required (Nom. rating)

Total Heating Capacity (Kw) 120 - 133

Size FL x FH (mm) 2600 x 1050

Water In (°C)/ Water Out (°C) 80°/60°

Coil Coating Epoxy

Face Velocity (m/sec) 2.2

#### DX COIL - if required (Nom. rating)

Total Capacity (Kw) 120 - 133

Size FL x FH (mm) 2600 x 1050

Refrigerant R407C / R410A

Face Velocity (m/sec) 2.2

#### OPTIONS

Economy Cycle Available

75mm Panel Casing Available

Corrosion Resistant Lining Available

Metu Duct Frames Available

Fresh Air/Return Air Dampers Available

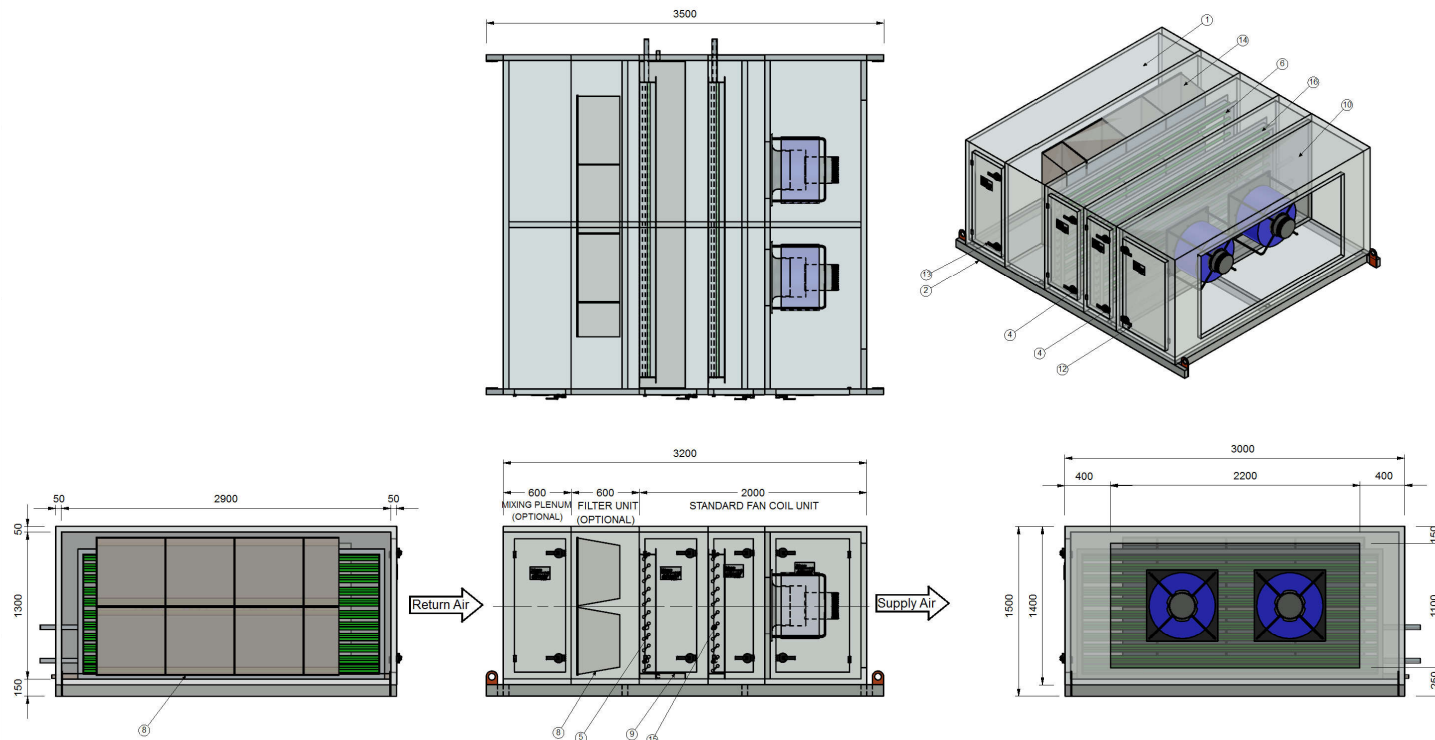
# AIR HANDLING UNIT

## WITH CHILLED/HOT WATER COILS

# AHU6000P3 TECHNICAL DATA



### TECHNICAL DRAWINGS



#### DIMENSIONS - STANDARD AHU

Height (mm)	1500
Width (mm)	3000
Length (mm)	2000
Weight (Kg)	820
Access Clearance (mm)	1200 (Controls & Filter Access)
Access Clearance (mm)	300

#### DUCT SIZES

Return Air (mm)	2900 x 1300
Supply Air (mm)	2200 x 1100

#### DIMENSIONS - AHU with Filters & Mixing Plenum

Height (mm)	1500
Width (mm)	3000
Length (mm)	3200
Weight (Kg)	1000
Access Clearance (mm)	1200 (Controls & Filter Access)
Access Clearance (mm)	300

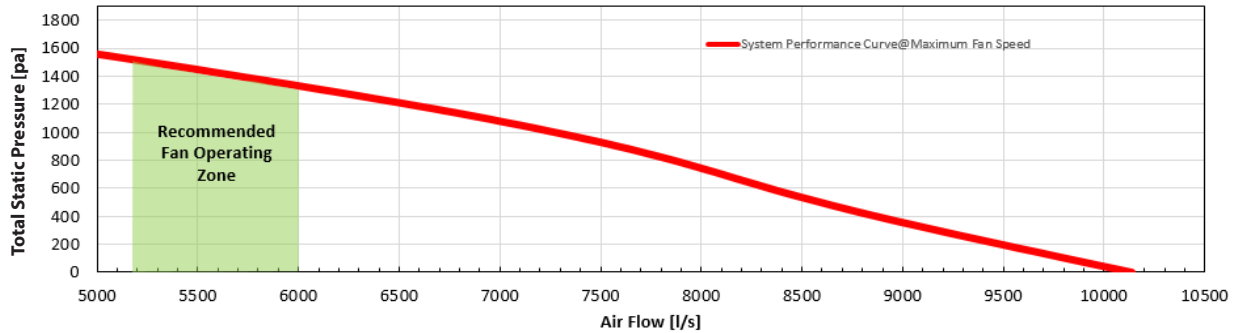
# AIR HANDLING UNIT

WITH CHILLED/HOT WATER COILS



## AHU6000P3 TECHNICAL DATA

### FAN PERFORMANCE DATA

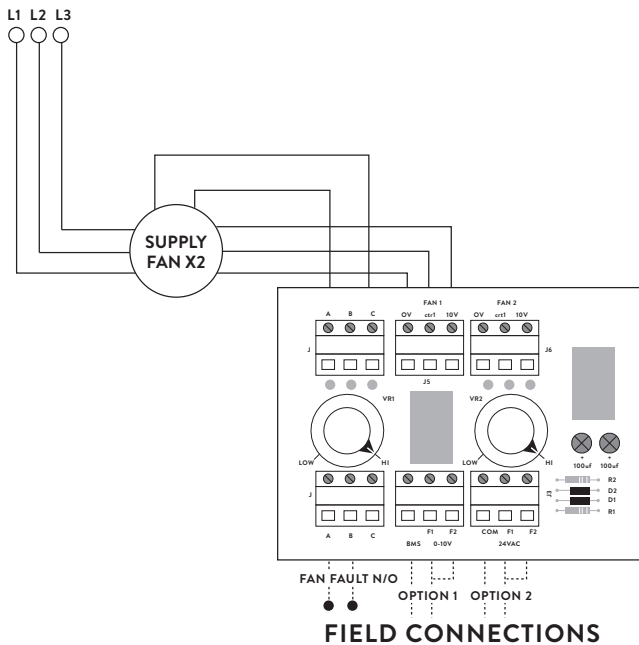


### SOUND POWER LEVELS\*

INLET RATING dB		OUTLET RATING dB	
63 Hz	63.8	63 Hz	69.1
125 Hz	78.8	125 Hz	80.8
250 Hz	78	250 Hz	77.8
500 Hz	73.3	500 Hz	80.1
1K Hz	75	1K Hz	89
2K Hz	75.1	2K Hz	80.9
4K Hz	86.2	4K Hz	86.8
8K Hz	70.6	8K Hz	74.6
LwA	88	LwA	92.2

\* Sound Power Levels @ 650 Pa Total Static Pressure and 6000 l/s Total Air Volume.

### WIRING DIAGRAM



#### OPTION 1

0-10V DC CONTROL VIA CONNECTION TO BMS

#### OPTION 2

24V AC ENABLE REGULATE FAN SPEED VIA POTS

Do not turn main power on/off to enable/disable the unit operation. This must be done through the control circuit.

Designed and manufactured in Australia

#### Armcor Air Solutions

109-111 Northcorp Blvd, Broadmeadows 3047

P 1800 244 556 E sales@armcor.com.au

www.armcor.com.au

