

AIR HANDLING UNIT

WITH CHILLED/HOT WATER COILS



AHU1700P3 TECHNICAL DATA

TECHNICAL SPECIFICATIONS

NOMINAL AIRFLOW

Supply Air (l/sec) 1300 - 1700

SUPPLY FAN

Fan Type EC Plug

Fan Motor EC Motor

Motor Power (Watts) 2825

External Static (Pa) 250

Fan Diameter 500

Number of Fans 1

ELECTRICAL

Supply Fan FLA (A) 4.3 - 4.3 - 4.3

Volt/Phase 415V/3ph

Switchboard Yes

Circuit Breakers Yes

CONTROLS

0-10V DC (Fan Control) Included

24V AC Enable Included

Fan Fault Signal Included

CABINET CONSTRUCTION

Casing 50mm Panel

Insulation Value R2.0

Side Access Panels Included

FILTERS - Additional filter box to be ordered seperately if required

Type Deep Bed Filters F5

Size L x W x D (mm) 610 x 610 x 380

Number of Filters 2

Prefilters Optional

CHILLED WATER COIL - if required (Nom. rating)

Total Cooling Capacity (Kw) 29 - 37

Size FL x FH (mm) 1200 x 650

Water In (°C)/ Water Out (°C) 7°/14°

Coil Coating Epoxy

Face Velocity (m/sec) 2.2

Drain Tray Stainless Steel

HOT WATER COIL - if required (Nom. rating)

Total Heating Capacity (Kw) 29 - 37

Size FL x FH (mm) 1200 x 650

Water In (°C)/ Water Out (°C) 80°/60°

Coil Coating Epoxy

Face Velocity (m/sec) 2.2

DX COIL - if required (Nom. rating)

Total Capacity (Kw) 29 - 37

Size FL x FH (mm) 1200 x 650

Refrigerant R407C / R410A

Face Velocity (m/sec) 2.2

OPTIONS

Economy Cycle Available

75mm Panel Casing Available

Corrosion Resistant Lining Available

Metu Duct Frames Available

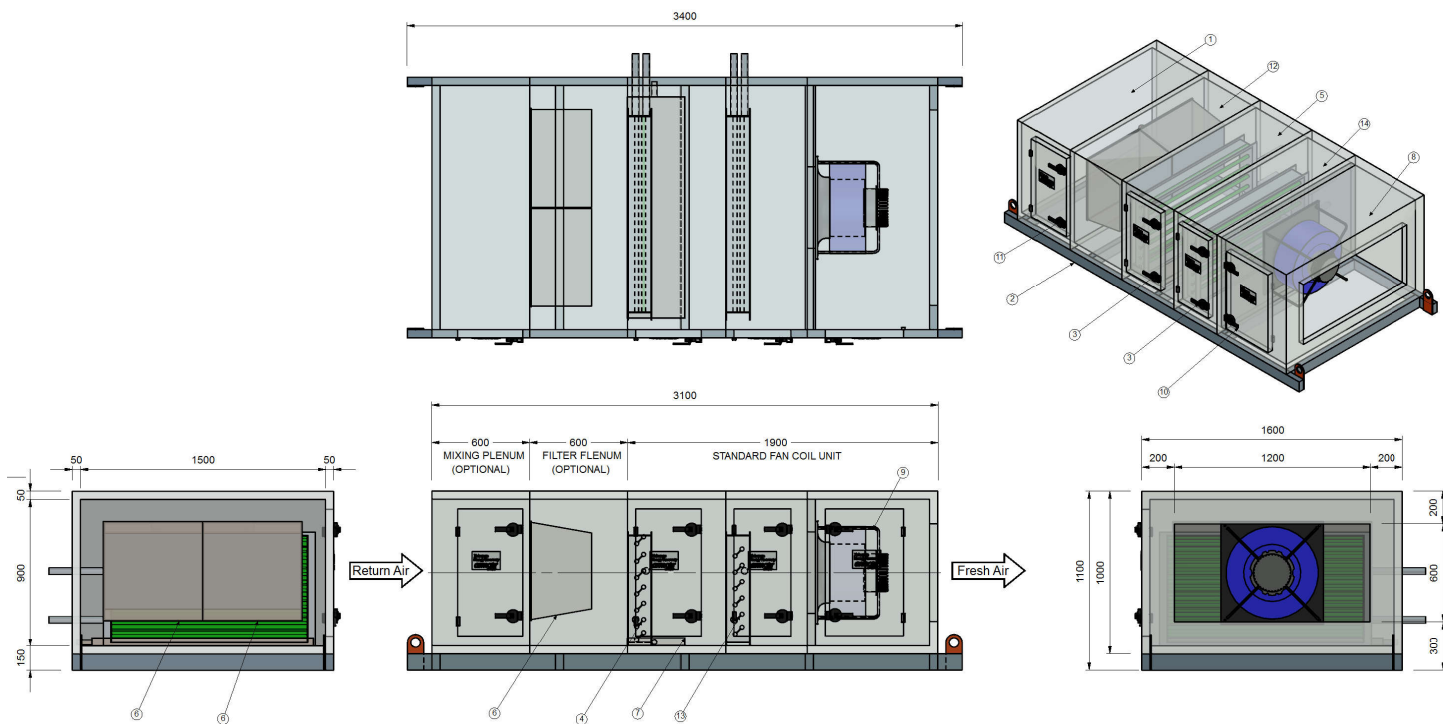
AIR HANDLING UNIT

WITH CHILLED/HOT WATER COILS

AHU1700P3 TECHNICAL DATA



TECHNICAL DRAWINGS



DIMENSIONS - STANDARD AHU

Height (mm)	1100
Width (mm)	1600
Length (mm)	1900
Weight (Kg)	405
Access Clearance (mm)	1200 (Controls & Filter Access)
Access Clearance (mm)	300

DUCT SIZES

Return Air (mm)	1500 x 900
Supply Air (mm)	1200 x 600

DIMENSIONS - AHU with Filters & Mixing Plenum

Height (mm)	1100
Width (mm)	1600
Length (mm)	3100
Weight (Kg)	535
Access Clearance (mm)	1200 (Controls & Filter Access)
Access Clearance (mm)	300

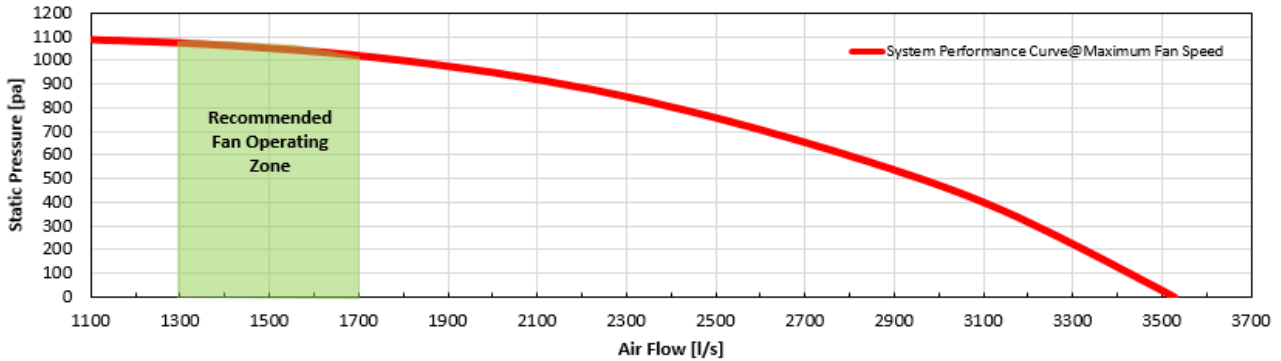
AIR HANDLING UNIT

WITH CHILLED/HOT WATER COILS



AHU1700P3 TECHNICAL DATA

FAN PERFORMANCE DATA

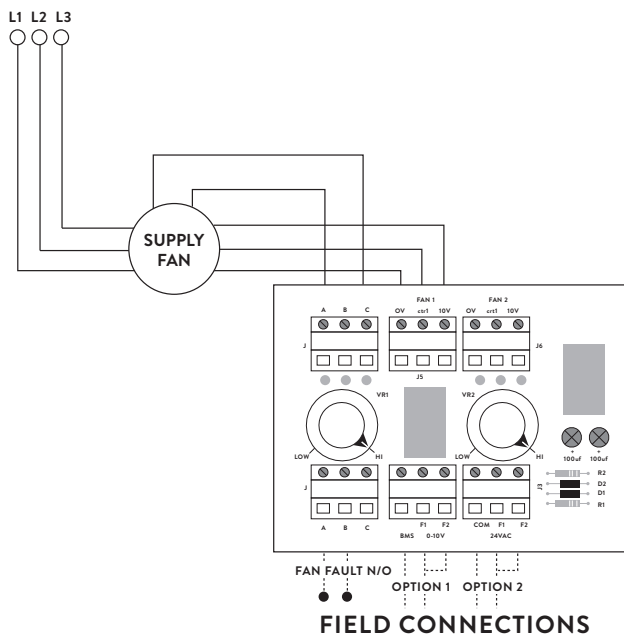


SOUND POWER LEVELS*

INLET RATING dB		OUTLET RATING dB	
63 Hz	69.8	63 Hz	71.8
125 Hz	77.9	125 Hz	79.5
250 Hz	76.4	250 Hz	77.1
500 Hz	73.1	500 Hz	78.4
1K Hz	71.3	1K Hz	79.9
2K Hz	70.6	2K Hz	76.6
4K Hz	67.5	4K Hz	72.3
8K Hz	64.4	8K Hz	68.2
LwA	77.4	LwA	83.6

* Sound Power Levels @ 650 Pa Total Static Pressure and 1700 l/s Total Air Volume.

WIRING DIAGRAM



OPTION 1

0-10V DC CONTROL VIA CONNECTION TO BMS

OPTION 2

24V AC ENABLE REGULATE FAN SPEED VIA POTS

Do not turn main power on/off to enable/disable the unit operation. This must be done through the control circuit.

Designed and manufactured in Australia

Armcor Air Solutions

109-111 Northcorp Blvd, Broadmeadows 3047

P 1800 244 556 E sales@armcor.com.au

www.armcor.com.au

