

AIR HANDLING UNIT

WITH CHILLED/HOT WATER COILS



AHU1200P3 TECHNICAL DATA

TECHNICAL SPECIFICATIONS

NOMINAL AIRFLOW

Supply Air (l/sec) 1000 - 1200

SUPPLY FAN

Fan Type EC Plug

Fan Motor EC Motor

Motor Power (Watts) 1700

External Static (Pa) 200

Fan Diameter 355

Number of Fans 1

ELECTRICAL

Supply Fan FLA (A) 2.6 - 2.6 - 2.6

Volt/Phase 415V/3ph

Switchboard Yes

Circuit Breakers Yes

CONTROLS

0-10V DC (Fan Control) Included

24V AC Enable Included

Fan Fault Signal Included

CABINET CONSTRUCTION

Casing 50mm Panel

Insulation Value R2.0

Side Access Panels Included

FILTERS - Additional filter box to be ordered seperately if required

Type Deep Bed Filters F5

Size L x W x D (mm) 610 x 610 x 380

Number of Filters 1

Size L x W x D (mm) 610 x 305 x 380

Number of Filters 1

Prefilters Optional

CHILLED WATER COIL - if required (Nom. rating)

Total Cooling Capacity (Kw) 22 - 27

Size FL x FH (mm) 1200 x 450

Water In (°C)/ Water Out (°C) 7°/14°

Coil Coating Epoxy

Face Velocity (m/sec) 2.2

Drain Tray Stainless Steel

HOT WATER COIL - if required (Nom. rating)

Total Heating Capacity (Kw) 22 - 27

Size FL x FH (mm) 1200 x 450

Water In (°C)/ Water Out (°C) 80°/60°

Coil Coating Epoxy

Face Velocity (m/sec) 2.2

DX COIL - if required (Nom. rating)

Total Capacity (Kw) 22 - 27

Size FL x FH (mm) 1200 x 450

Refrigerant R407C / R410A

Face Velocity (m/sec) 2.2

OPTIONS

Economy Cycle Available

75mm Panel Casing Available

Corrosion Resistant Lining Available

Metu Duct Frames Available

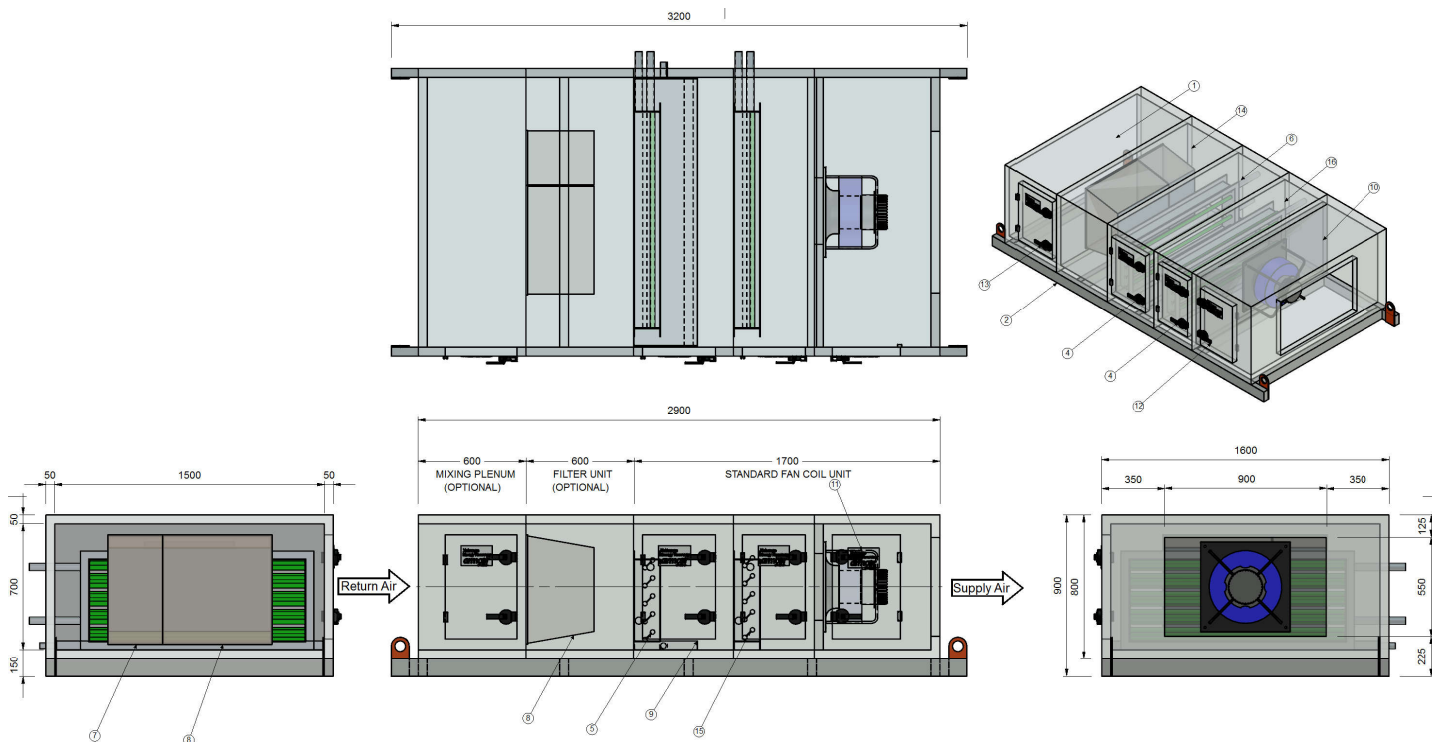
AIR HANDLING UNIT

WITH CHILLED/HOT WATER COILS

AHU1200P3 TECHNICAL DATA



TECHNICAL DRAWINGS



DIMENSIONS - STANDARD AHU	
Height (mm)	900
Width (mm)	1600
Length (mm)	1700
Weight (Kg)	330
Access Clearance (mm)	1200 (Controls & Filter Access)
Access Clearance (mm)	300

DUCT SIZES	
Return Air (mm)	1500 x 700
Supply Air (mm)	900 x 550

DIMENSIONS - AHU with Filters & Mixing Plenum	
Height (mm)	900
Width (mm)	1600
Length (mm)	2900
Weight (Kg)	450
Access Clearance (mm)	1200 (Controls & Filter Access)
Access Clearance (mm)	300

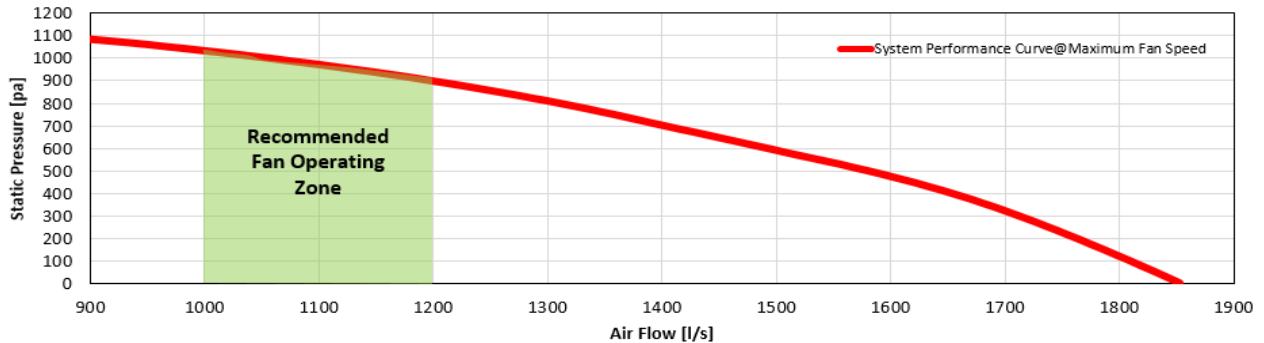
AIR HANDLING UNIT

WITH CHILLED/HOT WATER COILS



AHU1200P3 TECHNICAL DATA

FAN PERFORMANCE DATA

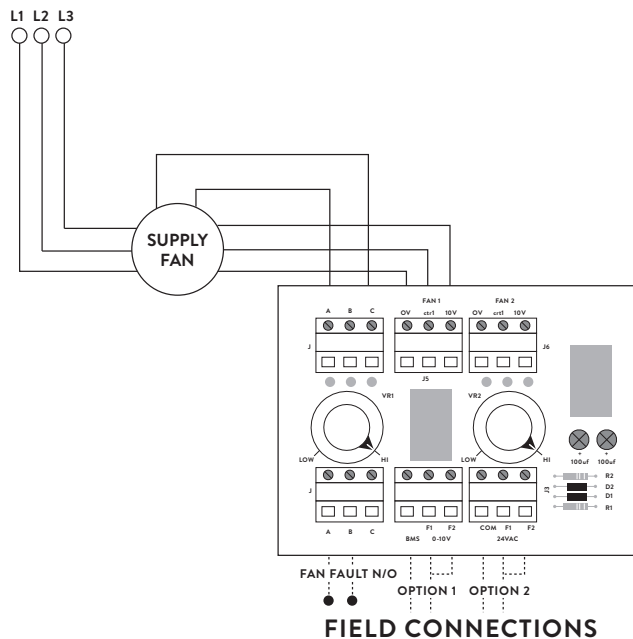


SOUND POWER LEVELS*

INLET RATING dB		OUTLET RATING dB	
63 Hz	66.7	63 Hz	69.2
125 Hz	65.6	125 Hz	67.2
250 Hz	78.2	250 Hz	76.5
500 Hz	74.4	500 Hz	78.3
1K Hz	70.4	1K Hz	80.5
2K Hz	71.4	2K Hz	77.6
4K Hz	68.2	4K Hz	73.4
8K Hz	67.2	8K Hz	70.5
LwA	78	LwA	84.2

* Sound Power Levels @ 600 Pa Total Static Pressure and 1200 l/s Total Air Volume.

WIRING DIAGRAM



OPTION 1

0-10V DC CONTROL VIA CONNECTION TO BMS

OPTION 2

24V AC ENABLE REGULATE FAN SPEED VIA POTS

Do not turn main power on/off to enable/disable the unit operation. This must be done through the control circuit.

Designed and manufactured in Australia

Armcor Air Solutions

109-111 Northcorp Blvd, Broadmeadows 3047

P 1800 244 556 E sales@armcor.com.au

www.armcor.com.au

