

AIR HANDLING UNIT

WITH CHILLED/HOT WATER COILS



AHU12000P3 TECHNICAL DATA

TECHNICAL SPECIFICATIONS

NOMINAL AIRFLOW

Supply Air (l/sec)	12000
--------------------	-------

SUPPLY FAN

Fan Type	EC Plug
Fan Motor	EC Motor
Motor Power (Watts)	4700
External Static (Pa)	250
Fan Diameter	500
Number of Fans	4

ELECTRICAL

Supply Fan FLA (A)	29.2 - 29.2 - 29.2
Volt/Phase	415V/3ph
Switchboard	Yes
Circuit Breakers	Yes

CONTROLS

0-10V DC (Fan Control)	Included
24V AC Enable	Included
Fan Fault Signal	Included

CABINET CONSTRUCTION

Casing	50mm Panel
Insulation Value	R2.0
Side Access Panels	Included

FILTERS - Additional filter box to be ordered seperately if required

Type	Deep Bed Filters F5
Size L x W x D (mm)	610 x 610 x 380
Number of Filters	12
Size L x W x D (mm)	610 x 305 x 380
Number of Filters	6
Prefilters	Optional

CHILLED WATER COIL - if required (Nom. rating)

Total Cooling Capacity (Kw)	250 - 264
Size FL x FH (mm)	3500 x 1550
Water In (°C)/ Water Out (°C)	7°/14°
Coil Coating	Epoxy
Face Velocity (m/sec)	2.2
Drain Tray	Stainless Steel

HOT WATER COIL - if required (Nom. rating)

Total Heating Capacity (Kw)	250 - 264
Size FL x FH (mm)	3500 x 1550
Water In (°C)/ Water Out (°C)	80°/60°
Coil Coating	Epoxy
Face Velocity (m/sec)	2.2

DX COIL - if required (Nom. rating)

Total Capacity (Kw)	250 - 264
Size FL x FH (mm)	3500 x 1550
Refrigerant	R407C / R410A
Face Velocity (m/sec)	2.2

OPTIONS

Economy Cycle	Available
75mm Panel Casing	Available
Corrosion Resistant Lining	Available
Metu Duct Frames	Available
Fresh Air/Return Air Dampers	Available

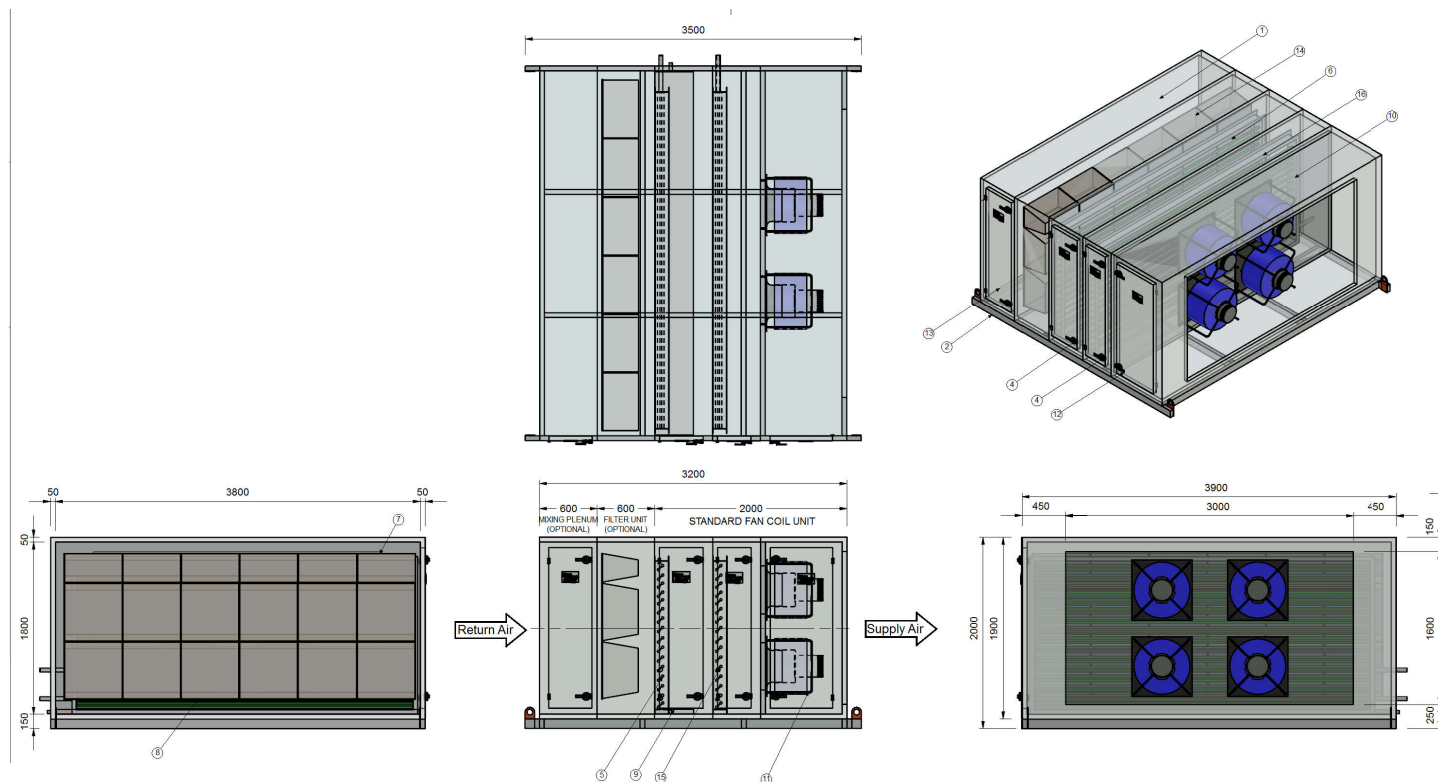
AIR HANDLING UNIT

WITH CHILLED/HOT WATER COILS

AHU12000P3 TECHNICAL DATA



TECHNICAL DRAWINGS



DIMENSIONS - STANDARD AHU

Height (mm)	2000
Width (mm)	3900
Length (mm)	2000
Weight (Kg)	1190
Access Clearance (mm)	1200 (Controls & Filter Access)
Access Clearance (mm)	300

DUCT SIZES

Return Air (mm)	3800 x 1800
Supply Air (mm)	3000 x 1600

DIMENSIONS - AHU with Filters & Mixing Plenum

Height (mm)	2000
Width (mm)	3900
Length (mm)	3200
Weight (Kg)	1490
Access Clearance (mm)	1200 (Controls & Filter Access)
Access Clearance (mm)	300

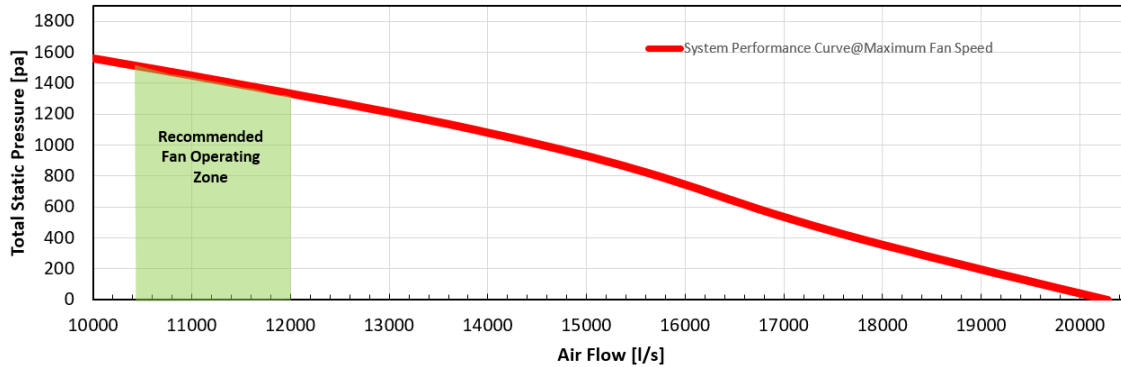
AIR HANDLING UNIT

WITH CHILLED/HOT WATER COILS



AHU12000P3 TECHNICAL DATA

FAN PERFORMANCE DATA

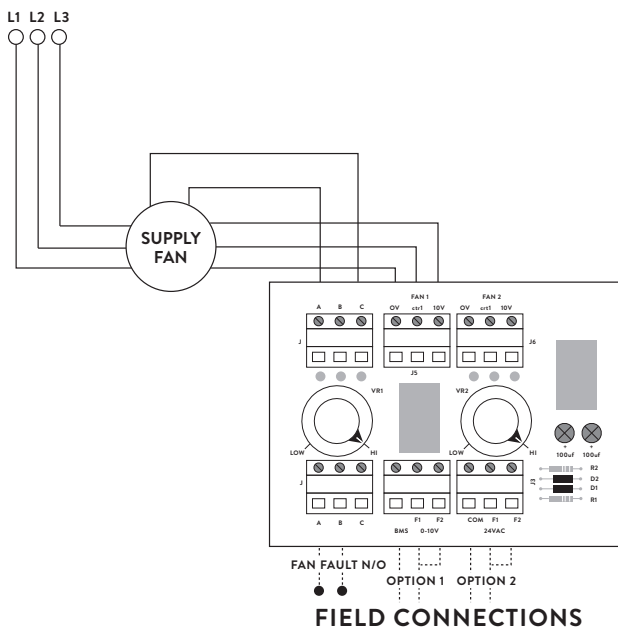


SOUND POWER LEVELS*

INLET RATING dB		OUTLET RATING dB	
63 Hz	63.8	63 Hz	69.1
125 Hz	78.8	125 Hz	80.8
250 Hz	78	250 Hz	77.8
500 Hz	73.3	500 Hz	80.1
1K Hz	75	1K Hz	89
2K Hz	75.1	2K Hz	80.9
4K Hz	86.2	4K Hz	86.8
8K Hz	70.6	8K Hz	74.6
LwA	88	LwA	92.2

* Sound Power Levels @ 650 Pa Total Static Pressure and 12000 l/s Total Air Volume.

WIRING DIAGRAM



OPTION 1

0-10V DC CONTROL VIA CONNECTION TO BMS

OPTION 2

24V AC ENABLE REGULATE FAN SPEED VIA POTS

Do not turn main power on/off to enable/disable the unit operation. This must be done through the control circuit.

Designed and manufactured in Australia

Armcor Air Solutions

109-111 Northcorp Blvd, Broadmeadows 3047

P 1800 244 556 E sales@armcor.com.au

www.armcor.com.au

