

1 2 3 4 5 6 7 8

A

B

C

D

E

F

A

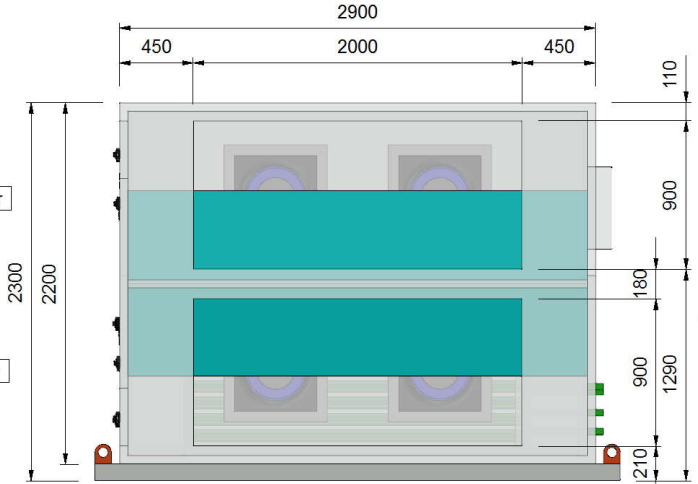
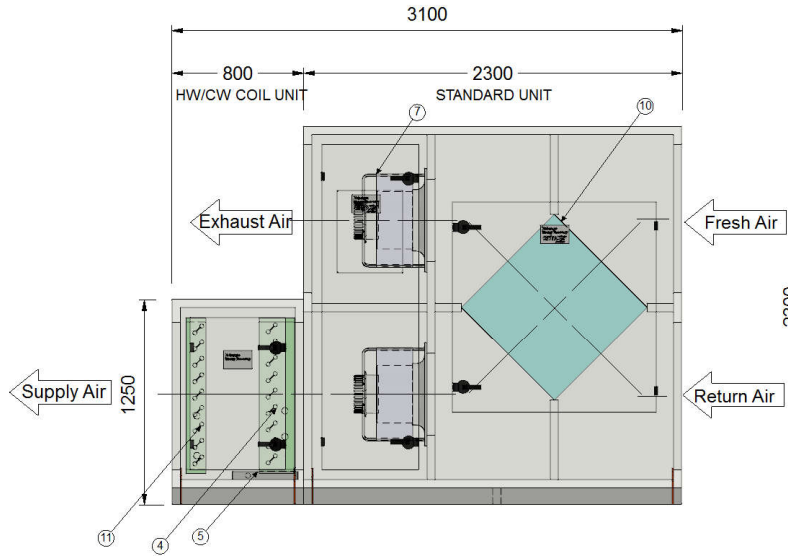
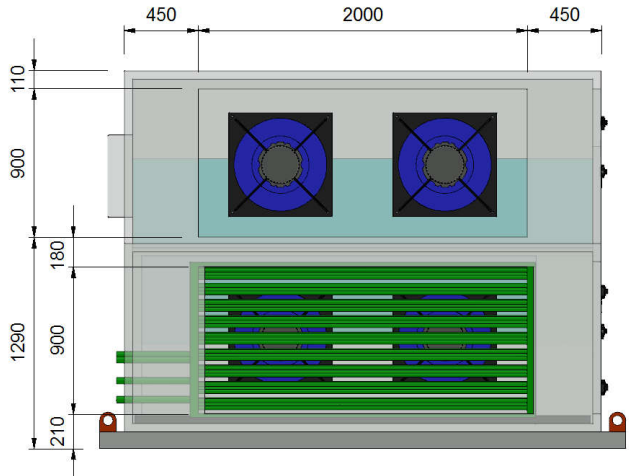
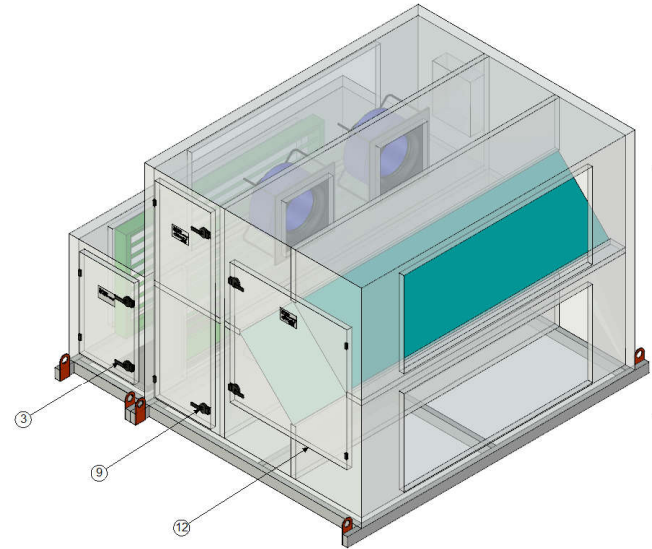
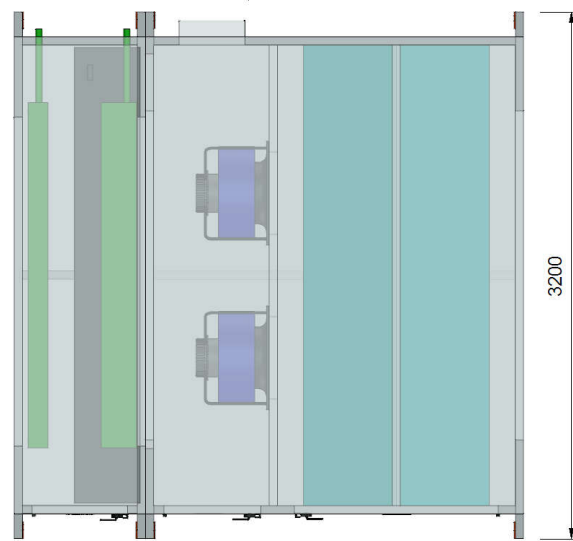
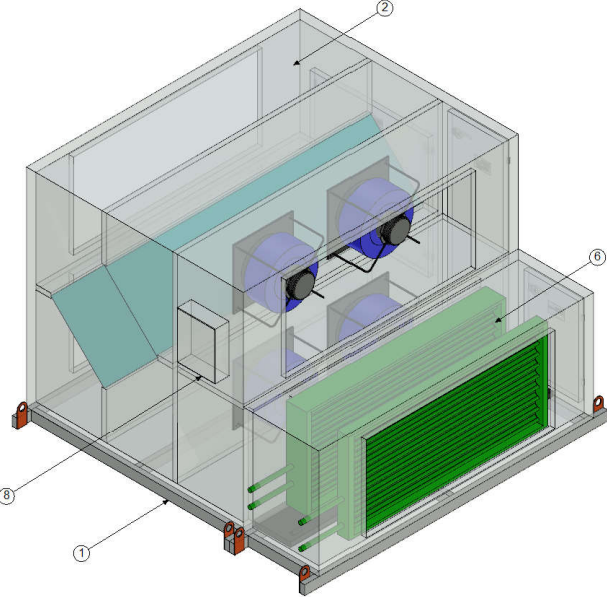
B

C

D

E

F



Item	Description	Qty
1	Base Frame	1
2	Cabinet	1
3	Coil Access Panel (Hinged-out)	1
4	CW Coil 2000FL x 900FH (Optional)	1
5	CW Coil Drip Tray S/Steel	1
6	CW/HW Coil Unit	1
7	EC Fan K3G 500-AP25-31	4
8	Electrical Panel 400x500	1
9	Fan Access Panel (Hinged-out)	1
10	Heat Exchange Media 800x800x400D	7
11	HW Coil 2000FL x 900FH (Optional)	1
12	Media Access Panel (Hinged-out)	1

	Scale	General Tolerances acc to :		<b>STANDARD DRAWING</b>	
	A3	ISO 2768-1 medium	Drawn. P.Z	Status.	Date. 21/10/2016 11:51 AM
	Armcor Air Solutions 109-111 Northcorp Blvd Broadmeadows VIC 3047 Phone 03 8301 9200 Web: www.armcor.com.au Email: sales@armcor.com.au			Title. <b>EXCHANGE ERV-COILS</b>	Rev. A
				Model. <b>XEC4000P3</b>	SN.

1 2 3 4 5 6 7 8